

We have pleasure in presenting the Spare Parts Catalogue for 'BM-100' Motorcycle. This catalogue has been specially designed to assist you in selecting the correct parts for procurement to maintain 100% availability.

The Bajaj spares are subjected to the stringent quality control standards to ensure longer life of the vehicle. It is therefore necessary that only the Genuine Bajaj Spares are used.

In a continual effort to improve Performance and Efficiency of the vehicles, Specifications, Diagrams, Illustrations and Part Numbers can change without notice. Consequently, the description in this Spare Parts Catalogue cannot therefore be final and binding on us.

The modifications / alterations which are carried out after the issue of this catalogue, will be conveyed to you through our Service Circulars. You are requested to make necessary corrections in the Parts Catalogue as per the circulars so as to keep your catalogue up-to-date. This will ensure the appropriate and speedy delivery of the Spare Parts as the order placed will bear the latest part numbers.

In case, if you need any technical assistance contact the concerned Regional Team or write to us on the following address :

**Bajaj Auto Limited**  
International Marketing  
Akurdi, Pune 411 035 India  
Phone : 020-27472851  
Fax : 020-27407395  
E-mail : [exports@bajajauto.co.in](mailto:exports@bajajauto.co.in)

All information contained in this manual is based on the latest product information at the time of publication. Bajaj Auto Limited accepts no liability for any inaccuracies or omissions in this publication, although every possible care has been taken to make it as complete and accurate as possible. All procedures and specifications subject to change without prior notice. The right is reserved to make such changes at any time without prior notice and without incurring an obligation to make such changes to product manufactured previously. Contact your authorized Bajaj Dealer for the latest information on product improvements incorporated after this manual was issued.

DOC. NO.: 71111489

REV. 00, Mar.2012

## Instructions for using the Catalogue



1. How to Read the Catalogue : Open the catalogue and from the pictorial index locate the group in which the part you want to find is present. Turn over to the concerned page number (as given by pictorial index). Now find out the figure of the part you wish to order. Write down the part number against that particular figure number from the text.

In case, if you have the part number and you need the other details, the part index can be used. The part index (at the end of the catalogue) will give you the figure and page number of the part you wish to order.

2. How to Order Spare Parts : The part number and the description of the part required should be invariably mentioned in the order as per the catalogue text.

The latest part number as conveyed through our service circulars should only appear on the order. In case of ordering painted components, colour shade of the components should be mentioned.

The quantity shown against the part number is the quantity per vehicle for that group so that particular quantity should be multiplied by the number of sets required.

3. Part Number System: We have used 8 digit system for part numbers. The model or hardware item is indicated by first two digits or alphanumeric, the next two or four digits indicate main group and the last four or two digits indicate serial number in main group or serial number or subgroup of fastener respectively. Thus the part numbers will be indicated by 2-2-4 or 2-4-2 digit system. Understanding this system will enable you to identify the spare parts easily.

4. Abbreviations : The following abbreviations are used in this catalogue.

|        |                 |       |             |
|--------|-----------------|-------|-------------|
| assly. | Assembly        | V     | Volts       |
| N.I.   | Not illustrated | W     | Watts       |
| C'case | Crankcase       | accl. | Accelerator |
| Cyl    | Cylinder        | Comp. | Complete    |
| o/s.   | Over size       | Fr    | Front       |
| Std.   | Standard        | L     | Length      |
| A/t.   | Alternate       | Rr    | Rear        |
| R.H.   | Right hand      | Hex.  | Hexagonal   |
| L.H.   | Left hand       | AR    | As required |

## Index



| No. | Description                            | Page No. | No. | Description               | Page No. |
|-----|--|----------|-----|---------------------------|----------|
| 1   | Cylinder head                          | 1        | 38  | Turn Signal Lamp          | 46       |
| 2   | Valve                                  | 2        | 39  | Front & Rear Number Plate | 47       |
| 3   | Camshaft & Tensioner                   | 3        | 40  | Tail Lamp Assly.          | 48       |
| 4   | Cylinder & piston                      | 4        | 41  | Electrical Equipment      | 49       |
| 5   | Crank shaft                            | 5        | 42  | Tool kit                  | 50       |
| 6   | Transmission                           | 6        | 43  | Seat Assly.               | 51       |
| 7   | Change drum / Shift fork               | 7        | 44  | Accessories               | 52       |
| 8   | Gear change mechanism                  | 8        | 45  | Kit List                  | 53&54    |
| 9   | Crankcase RH / Engine assly.           | 9        | 46  | Added Deleted Part List   | 55&56    |
| 10  | Crankcase LH                           | 10       | 47  | Part Index                | 57       |
| 11  | Pipe Oil                               | 11       |     |                           |          |
| 12  | Cover Magneto                          | 12       |     |                           |          |
| 13  | Clutch Cover                           | 13       |     |                           |          |
| 14  | Clutch                                 | 14       |     |                           |          |
| 15  | Kick starter Mechanism                 | 15       |     |                           |          |
| 16  | Carburettor                            | 16       |     |                           |          |
| 17  | Air Filter Assly. & Battery Box        | 17       |     |                           |          |
| 18  | Muffler                                | 18       |     |                           |          |
| 19  | Oil pump                               | 19       |     |                           |          |
| 20  | Magneto assly                          | 20       |     |                           |          |
| 21  | Frame                                  | 21       |     |                           |          |
| 22  | Swing arm / Rear shock absorber        | 22       |     |                           |          |
| 23  | Stand, Step & Stay LH / RH             | 23       |     |                           |          |
| 24  | Fender (Front & Rear)                  | 24       |     |                           |          |
| 25  | Wheel Rim/Spokes/Tyre/Tube             | 25       |     |                           |          |
| 26  | Front Hub                              | 27&28    |     |                           |          |
| 27  | Rear Hub                               | 29to32   |     |                           |          |
| 28  | Brake pedal                            | 33       |     |                           |          |
| 29  | Handle bar                             | 34&35    |     |                           |          |
| 30  | Front Fork                             | 36&37    |     |                           |          |
| 31  | Painted Parts                          | 38&39    |     |                           |          |
| 32  | Fuel Tank Cap, Tap Assly. & Fuel Gauge | 40       |     |                           |          |
| 33  | Chain case                             | 41       |     |                           |          |
| 34  | Fittings-Petrol tank & Side cover      | 42       |     |                           |          |
| 35  | Meter Assly.                           | 43       |     |                           |          |
| 36  | Control Cables                         | 44       |     |                           |          |
| 37  | Head Lamp Assly.                       | 45       |     |                           |          |

PLATE NO. : 1  
CYLINDER HEAD

PAGE NO.:  
1

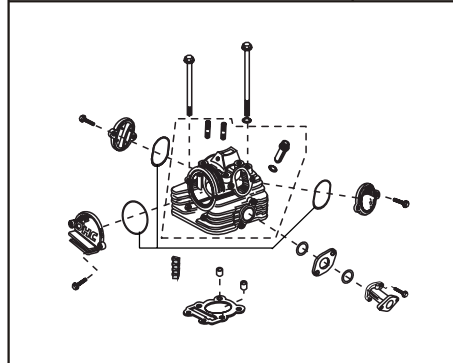


PLATE NO. : 3  
CAMSHAFT / TENSIONER

PAGE NO.:  
3

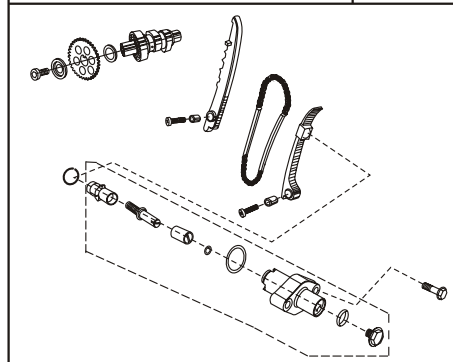


PLATE NO. : 5  
CRANKSHAFT

PAGE NO.:  
5

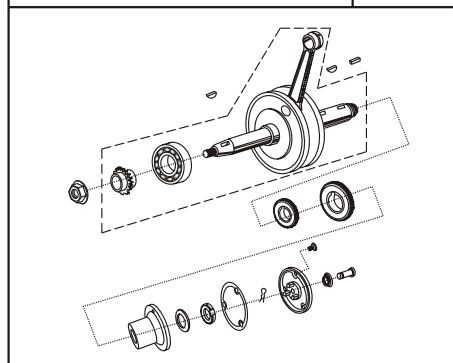


PLATE NO. : 2  
VALVE

PAGE NO.:  
2

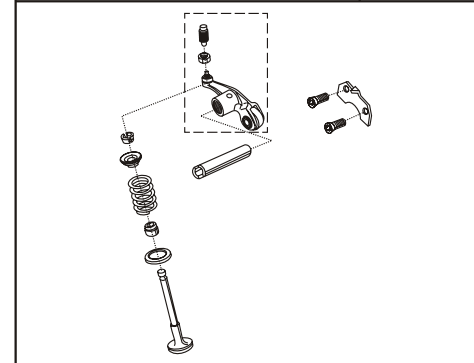


PLATE NO. : 4  
CYLINDER AND PISTON

PAGE NO.:  
4

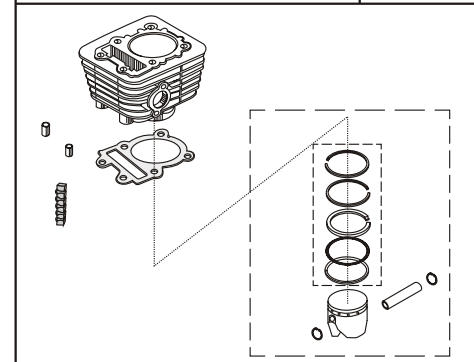
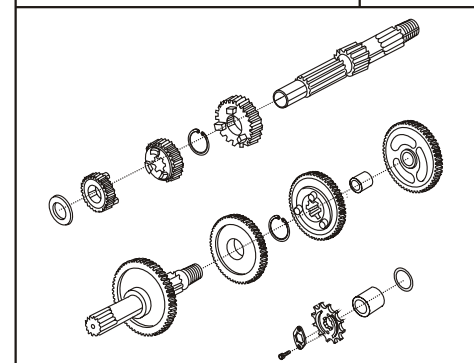


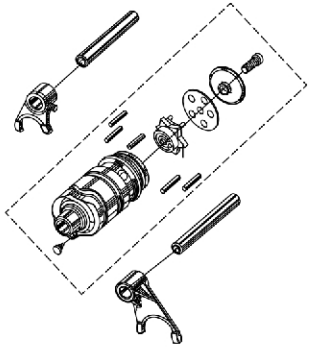
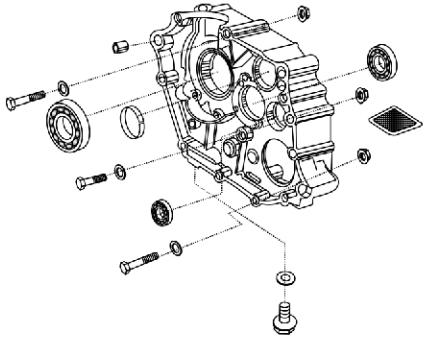
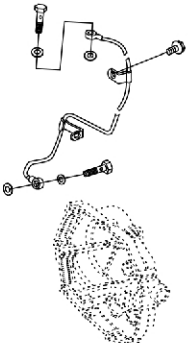
PLATE NO. : 6  
TRANSMISSION

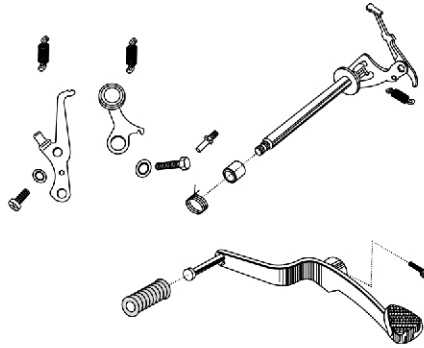
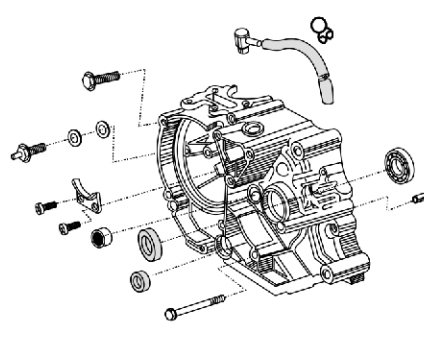
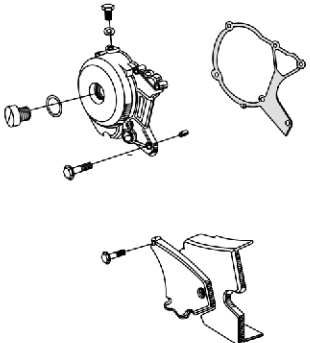
PAGE NO.:  
6



# Pictorial Index

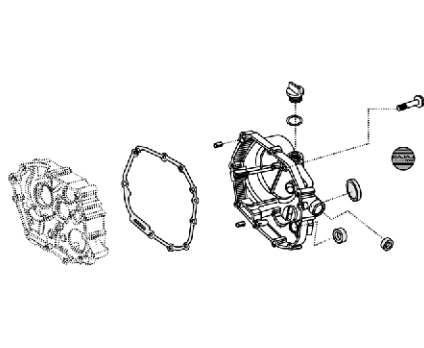
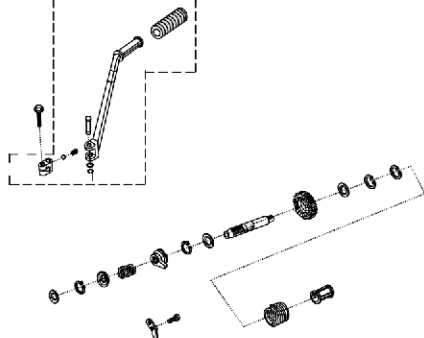
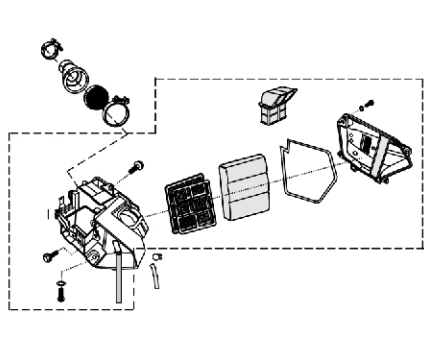
**BOXER**  
EM 100

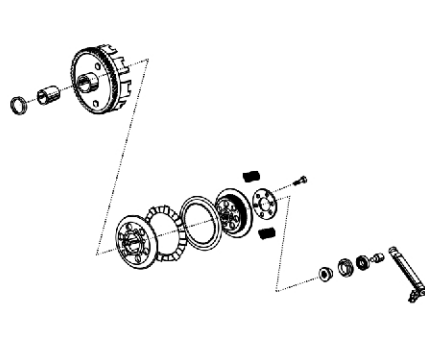
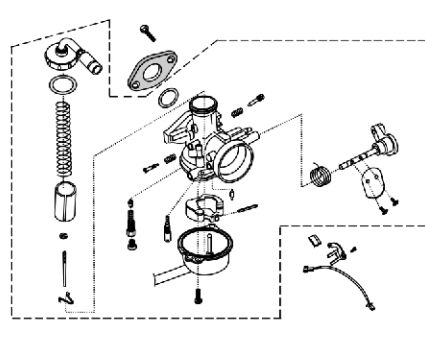
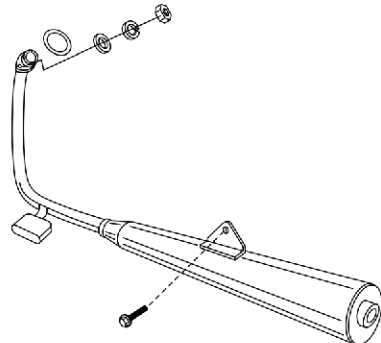
|   |                 |
|---|-----------------|
| PLATE NO. : 7<br>CHANGE DRUM / SHIFT FORK   | PAGE NO.:<br>7  |
|    |                 |
| PLATE NO. : 9<br>CRANKCASE RH / ENGINE ASSLY.                                       | PAGE NO.:<br>9  |
|     |                 |
| PLATE NO. : 11<br>PIPE OIL  | PAGE NO.:<br>11 |
|  |                 |

|   |                 |
|---|-----------------|
| PLATE NO. : 8<br>GEAR CHANGE MECHANISM  | PAGE NO.:<br>8  |
|   |                 |
| PLATE NO. : 10<br>CRANKCASE LH  | PAGE NO.:<br>10 |
|   |                 |
| PLATE NO. : 12<br>COVER GENERATOR AND COVER CHAIN                                   | PAGE NO.:<br>12 |
|  |                 |

# Pictorial Index

**BOXER**  
EM 100

|   |                 |
|---|-----------------|
| PLATE NO. : 13<br>CLUTCH COVER  | PAGE NO.:<br>13 |
|    |                 |
| PLATE NO. : 15<br>KICK STARTER MECHANISM  | PAGE NO.:<br>15 |
|    |                 |
| PLATE NO. : 17<br>AIR FILTER ASSLY. AND BATTERY BOX                                   | PAGE NO.:<br>17 |
|  |                 |

|   |                 |
|---|-----------------|
| PLATE NO. : 14<br>CLUTCH  | PAGE NO.:<br>14 |
|    |                 |
| PLATE NO. : 16<br>CARBURETTOR   | PAGE NO.:<br>16 |
|    |                 |
| PLATE NO. : 18<br>MUFFLER   | PAGE NO.:<br>18 |
|  |                 |

# Pictorial Index

**BOXER**  
EM 100

PLATE NO. : 19  
OIL PUMP

PAGE NO.:  
19

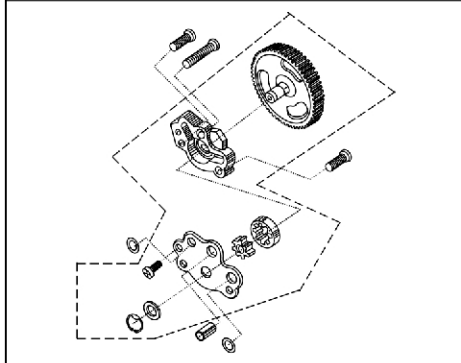


PLATE NO. : 21  
FRAME

PAGE NO.:  
21

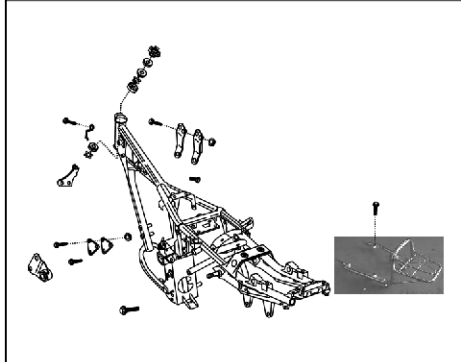


PLATE NO. : 23  
STAND, STEP AND STAY LH / RH

PAGE NO.:  
23

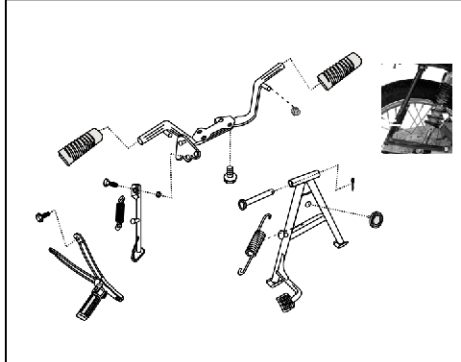


PLATE NO. : 20  
MAGNETO ASSLY.

PAGE NO.:  
20

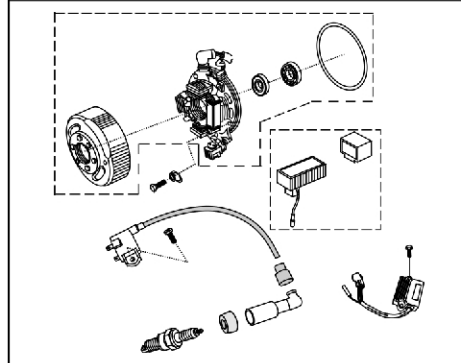


PLATE NO. : 22  
SWING ARM / REAR SHOCK ABSORBER

PAGE NO.:  
22

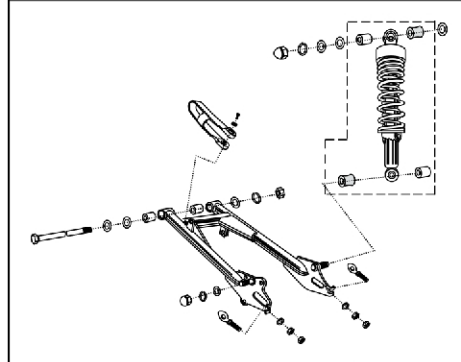
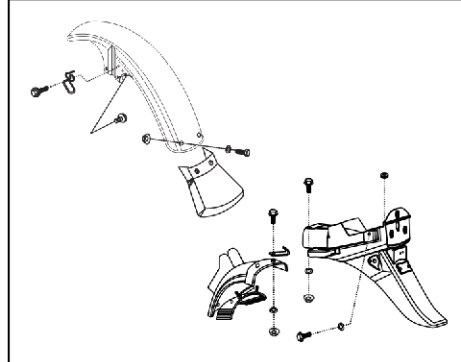


PLATE NO. : 24  
FENDER - FRONT & REAR

PAGE NO.:  
24



# Pictorial Index

**BOXER**  
EM 100

PLATE NO. : 25  
WHEEL RIM / SPOKES / TYRE / TUBE

PAGE NO.:  
25&26

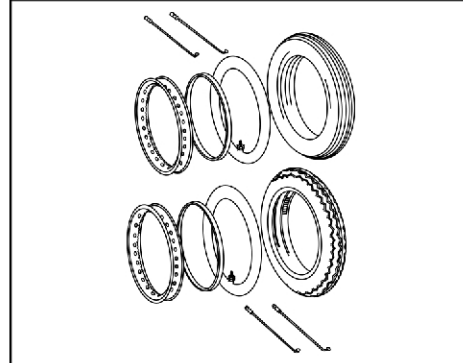


PLATE NO. : 27  
REAR HUB

PAGE NO.:  
29 & 32

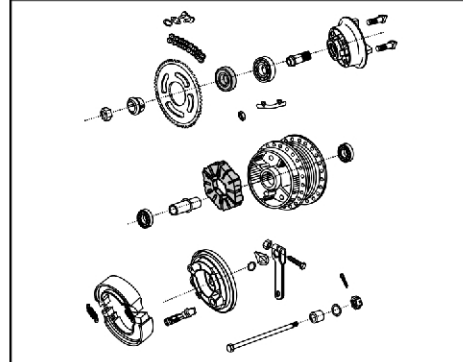


PLATE NO. : 29  
HANDLE BAR

PAGE NO.:  
34 & 35

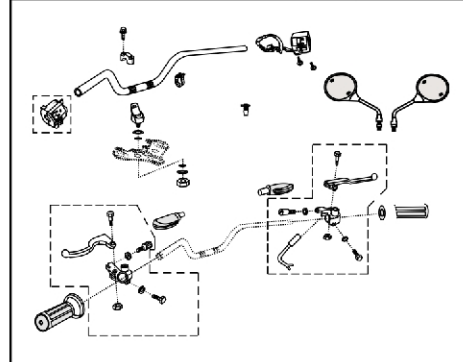


PLATE NO. : 26  
FRONT HUB

PAGE NO.:  
27 & 28

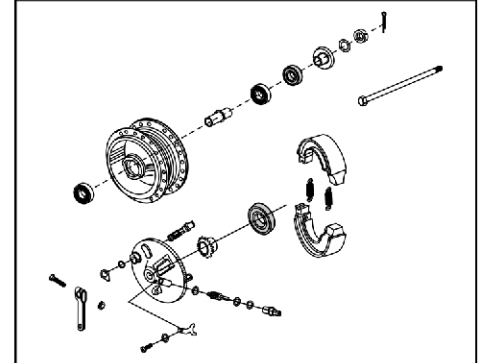


PLATE NO. : 28  
BRAKE PEDAL

PAGE NO.:  
33

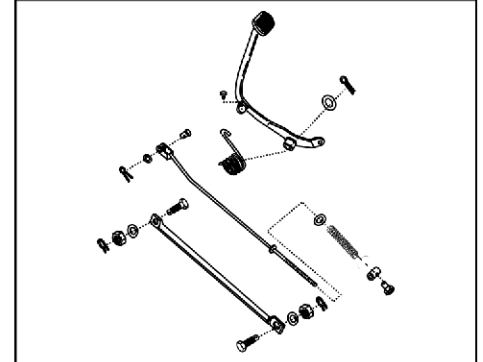
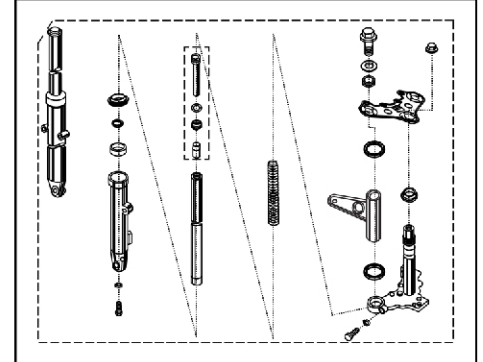


PLATE NO. : 30  
FRONT FORK

PAGE NO.:  
36 & 37



# Pictorial Index

**BOXER**  
EM 100

PLATE NO. : 31  
PAINTED PARTS

PAGE NO.:  
38 & 39

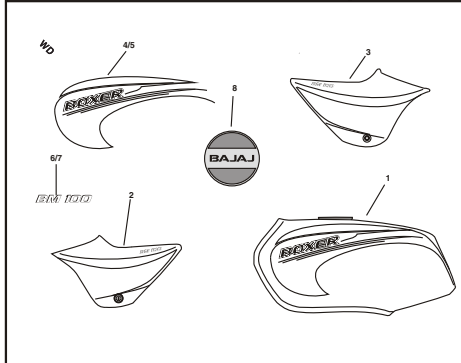


PLATE NO. : 33  
CHAIN CASE

PAGE NO.:  
41

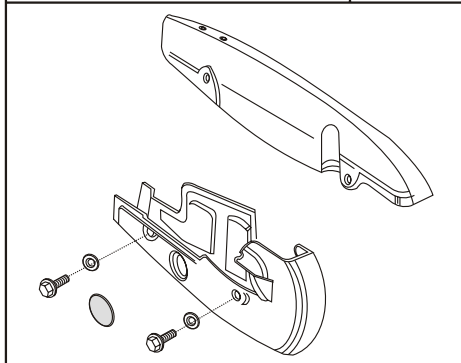


PLATE NO. : 35  
METER ASSLY.

PAGE NO.:  
43

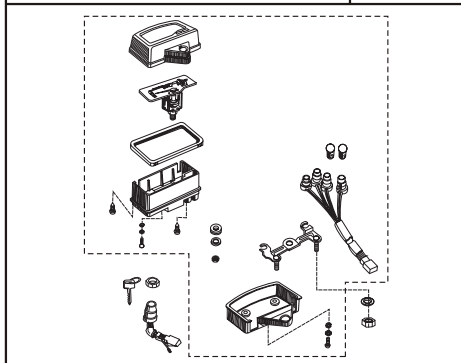


PLATE NO. : 32  
MAGNETO ASSLY.

PAGE NO.:  
40

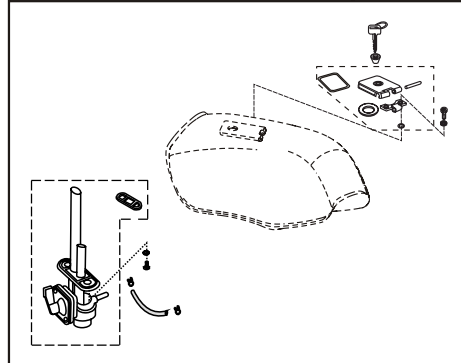


PLATE NO. : 34  
FITTINGS-PETROL TANK & SIDE COVER

PAGE NO.:  
42

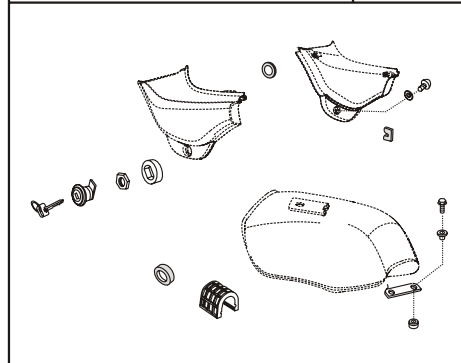
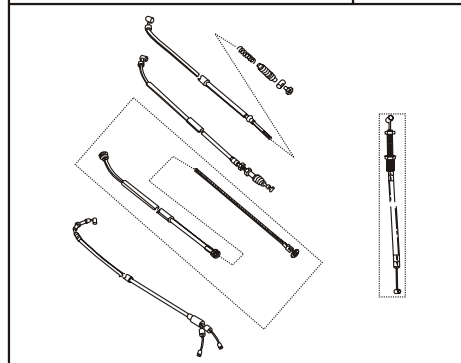


PLATE NO. : 36  
CONTROL CABLES

PAGE NO.:  
44



# Pictorial Index

**BOXER**  
EM 100

PLATE NO. : 37  
HEAD LAMP ASSLY

PAGE NO.:  
45

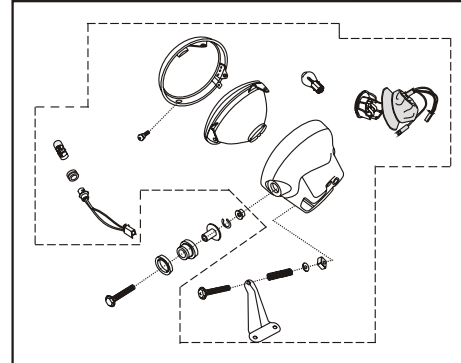


PLATE NO. : 39  
FRONT AND REAR NUMBER PLATE

PAGE NO.:  
47

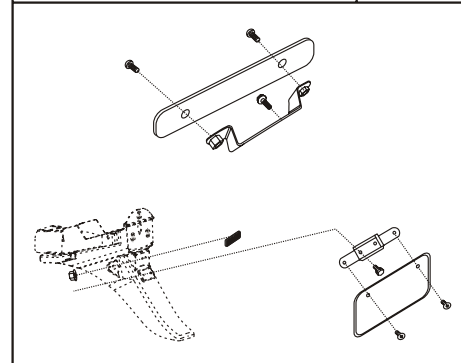


PLATE NO. : 41  
ELECTRICAL EQUIPMENT

PAGE NO.:  
49

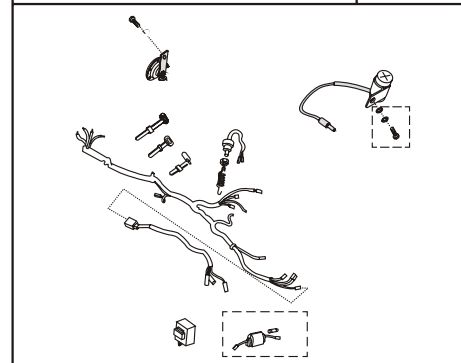


PLATE NO. : 38  
TURN SIGNAL LAMP

PAGE NO.:  
46

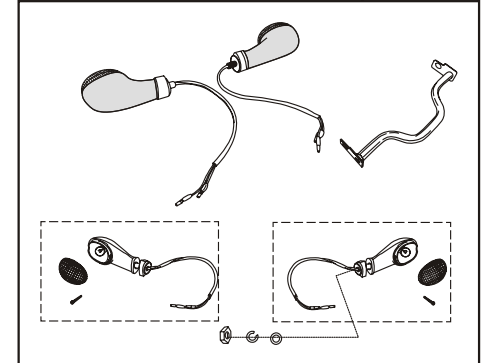


PLATE NO. : 40  
TURN SIGNAL LAMP

PAGE NO.:  
48

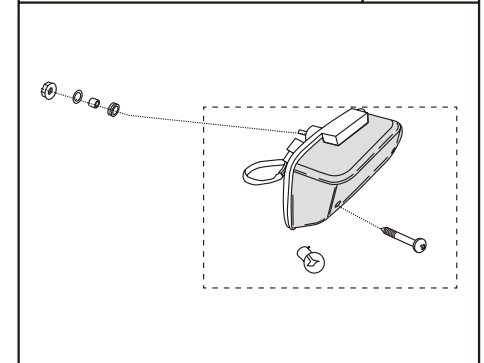
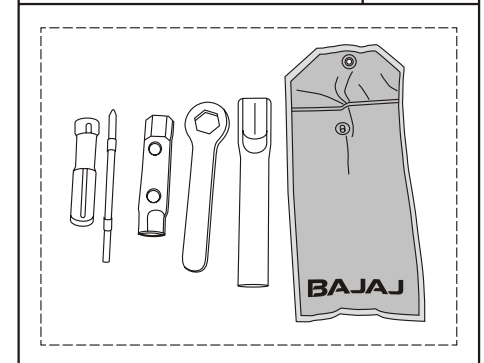


PLATE NO. : 42  
TOOL KIT

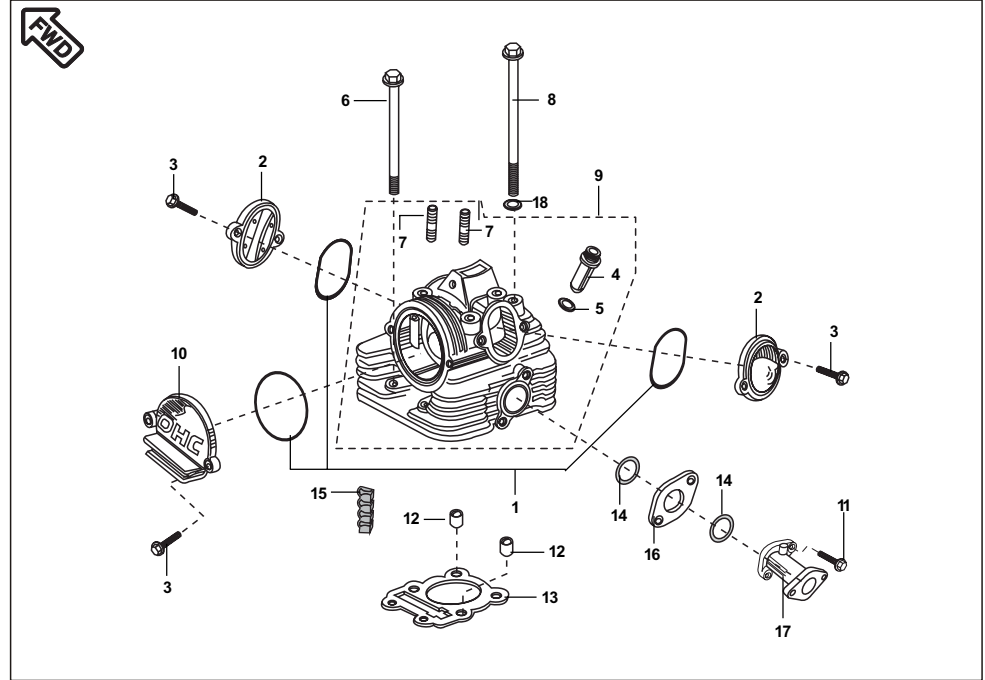
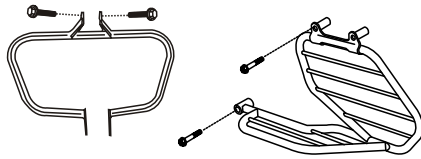
PAGE NO.:  
50



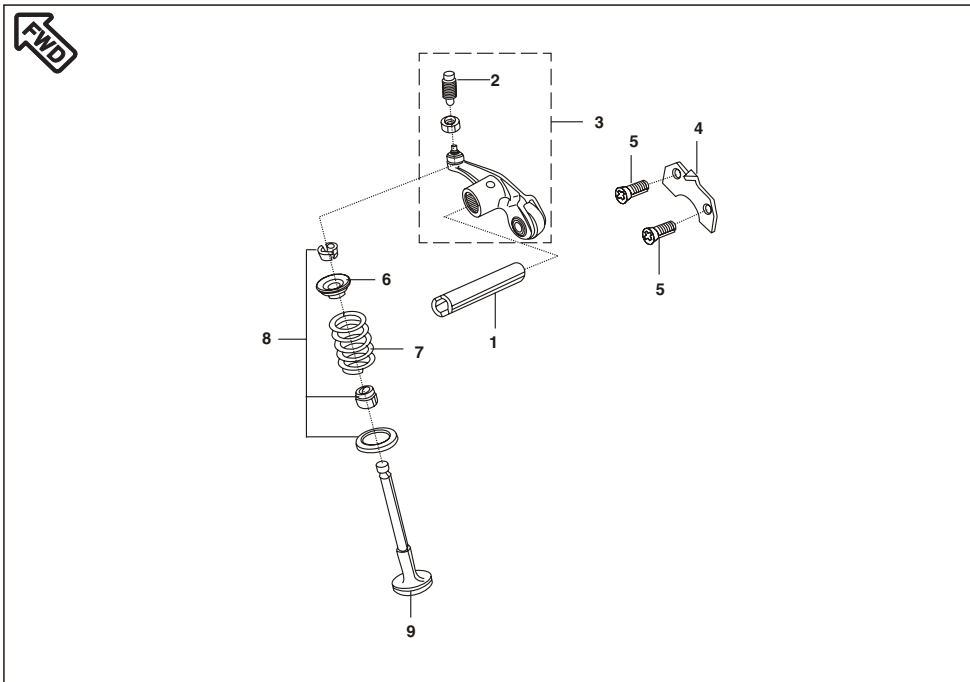
|                |           |
|----------------|-----------|
| PLATE NO. : 43 | PAGE NO.: |
| SEAT ASSLY     | 51        |



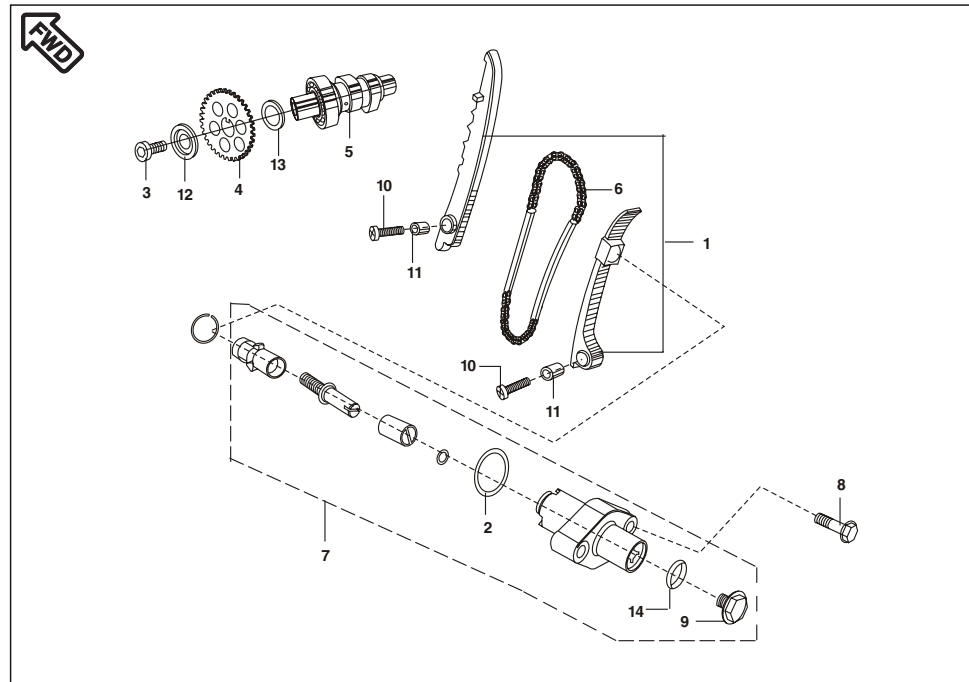
|                |           |
|----------------|-----------|
| PLATE NO. : 44 | PAGE NO.: |
| ACCESSORIES    | 52        |



| No. | Part No.   | Description           | Qty/<br>Veh. | Remarks          |
|-----|------------|-----------------------|--------------|------------------|
| 1   | 36 DU10 01 | O Ring Kit            | 1            | Ref. Page No. 50 |
| 2   | 31 1010 06 | Cap                   | 2            |                  |
| 3   | 39 1673 04 | Flanged bolt          | 6            |                  |
| 4   | 31 1010 08 | Guide Valve           | 2            |                  |
| 5   | 39 1021 21 | O Ring                | 2            |                  |
| 6   | DD 1013 47 | Bolt                  | 2            |                  |
| 7   | DD 1013 50 | Stud                  | 2            |                  |
| 8   | DD 1013 49 | Bolt                  | 4            |                  |
| 9   | DU 1012 08 | Head Comp. Cylinder   | 1            |                  |
| 10  | 31 1010 07 | Cover (OHC)           | 1            |                  |
| 11  | DU 1012 28 | Bolt                  | 2            |                  |
| 12  | 39 1000 06 | Hollow Dowel Pin      | 2            |                  |
| 13  | DD 1013 43 | Gasket head           | 1            |                  |
| 14  | 39 1017 21 | O Ring                | 2            |                  |
| 15  | DD 1014 81 | Damper Cylinder Head  | 4            |                  |
| 16  | 31 1011 75 | Insulator (Head Side) | 1            |                  |
| 17  | DU 1010 58 | Pipe Intake           | 1            |                  |
| 18  | DD 1015 21 | Plain washer          | 4            |                  |

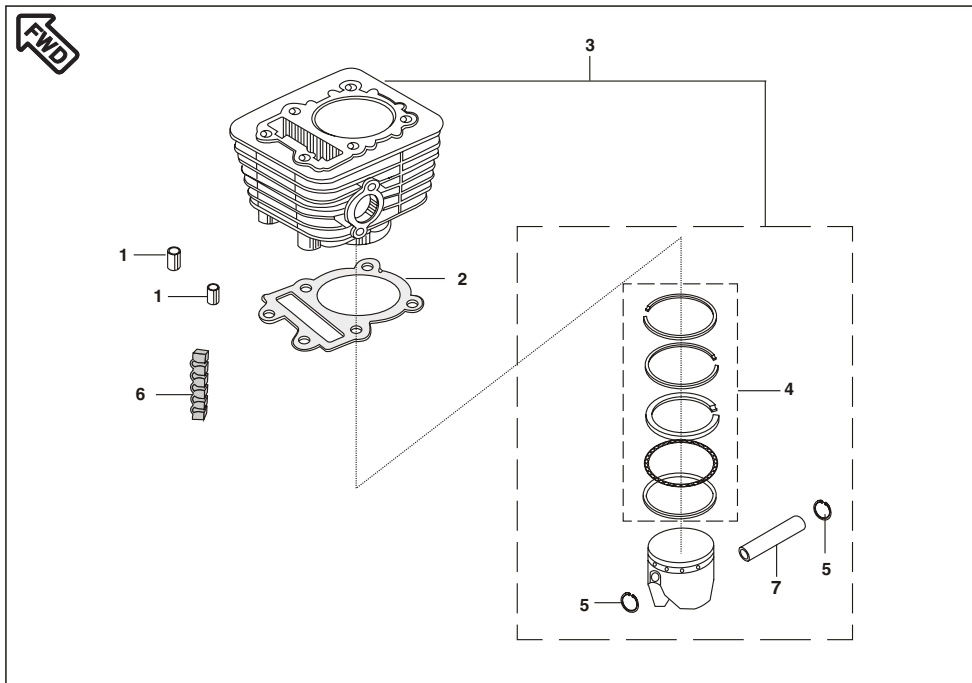


| No. | Part No.   | Description           | Qty/<br>Veh. | Remarks          |
|-----|------------|-----------------------|--------------|------------------|
| 1   | DU 1011 91 | Shaft Rocker          | 2            |                  |
| 2   | DF 1010 55 | Screw                 | 2            |                  |
| 3   | DU 1011 90 | Rocker arm assembly   | 2            |                  |
| 4   | 31 1011 04 | Stopper               | 1            |                  |
| 5   | 39 0702 01 | Screw Pan Cros        | 2            |                  |
| 6   | 31 1010 18 | Retainer Valve Spring | 2            |                  |
| 7   | DD 1014 40 | Spring Stiffer        | 2            |                  |
| 8   | 36 3110 08 | Collet Seal Oil Kit   | 1            | Ref. Page No. 50 |
| 9   | 36 3110 28 | Valve Kit             | 1            | Ref. Page No. 50 |

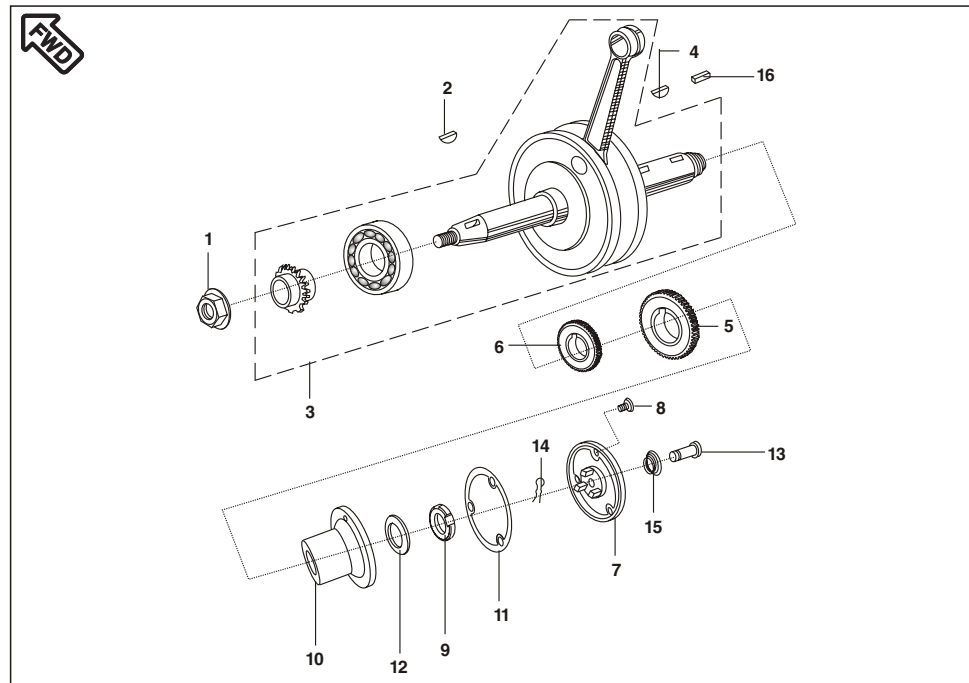


| No. | Part No.   | Description               | Qty/<br>Veh. | Remarks          |
|-----|------------|---------------------------|--------------|------------------|
| 1   | 36 3110 06 | Chain Guide Kit           | 1            | Ref. Page No. 50 |
| 2   | 39 1017 21 | O Ring                    | 1            |                  |
| 3   | DU 1012 25 | Hex. Soc.HD Screw         | 1            |                  |
| 4   | DU 1010 56 | Sprocket (28 T)           | 1            |                  |
| 5   | DX 1010 75 | Camshaft Assly            | 1            | New              |
| 6   | 31 1010 33 | Chain                     | 1            |                  |
| 7   | DD 1014 07 | Tensioner Assly. / O ring | 1            |                  |
| 8   | LA D000 26 | Bolt Flanged Small        | 2            |                  |
| 9   | DD 1010 62 | Bolt                      | 1            |                  |
| 10  | 39 0748 01 | Screw Pan Cross           | 2            |                  |
| 11  | 39 0999 06 | Hollow Dowel Pin          | 2            |                  |
| 12  | DU 1010 66 | Washer Spl. Cam Shaft     | 1            |                  |
| 13  | DU 1010 67 | Collar Cam                | 1            |                  |
| 14  | 39 1790 21 | O Ring                    | 1            |                  |

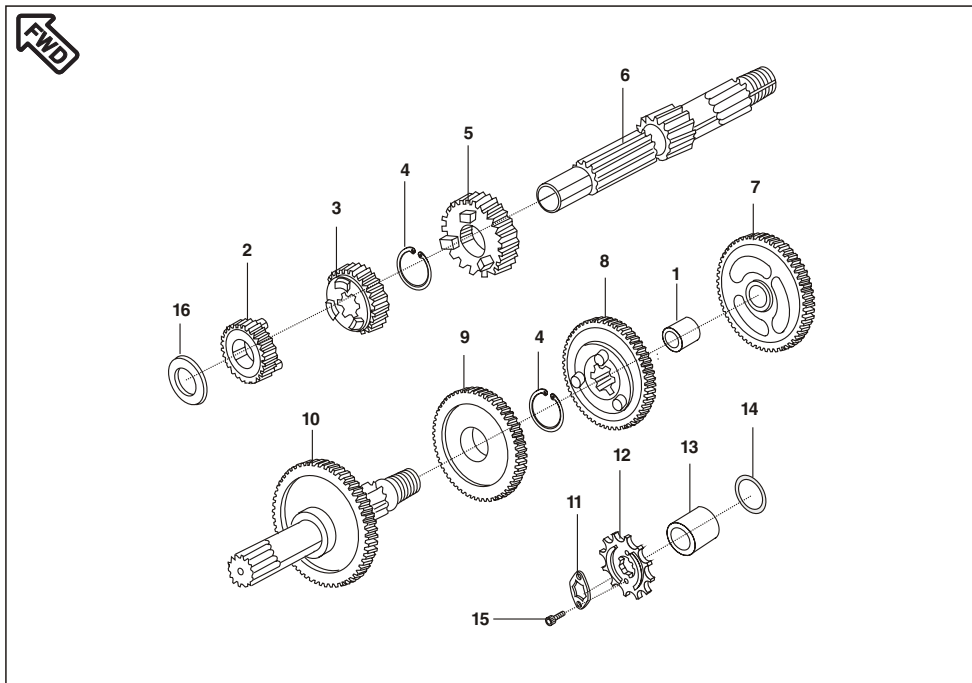




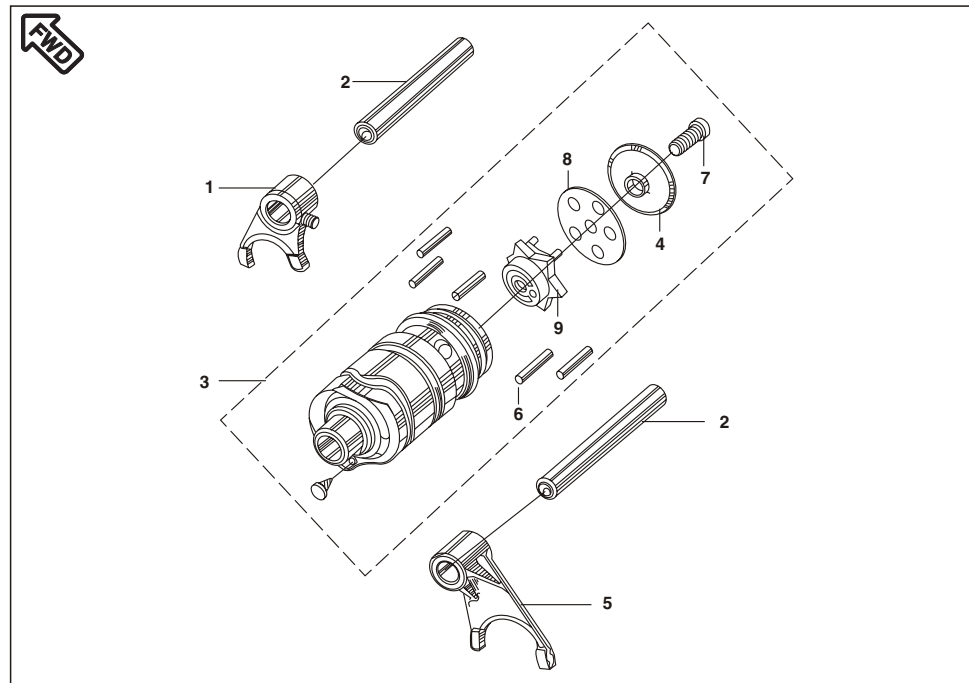
| No. | Part No.   | Description                 | Qty/<br>Veh. | Remarks |
|-----|------------|-----------------------------|--------------|---------|
| 1   | 39 1000 06 | Hollow dowel Pin            | 2            |         |
| 2   | DD 1010 07 | Gasket - Cyl. Block         | 1            |         |
| 3   | DU 1012 18 | Cylinder Block Piston assly | 1            |         |
| 4   | 36 DD40 01 | Kit Piston ring set std.    | 1            |         |
| 5   | 39 0985 17 | Wire Clip                   | 2            |         |
| 6   | DH 1014 30 | Damper                      | 3            |         |



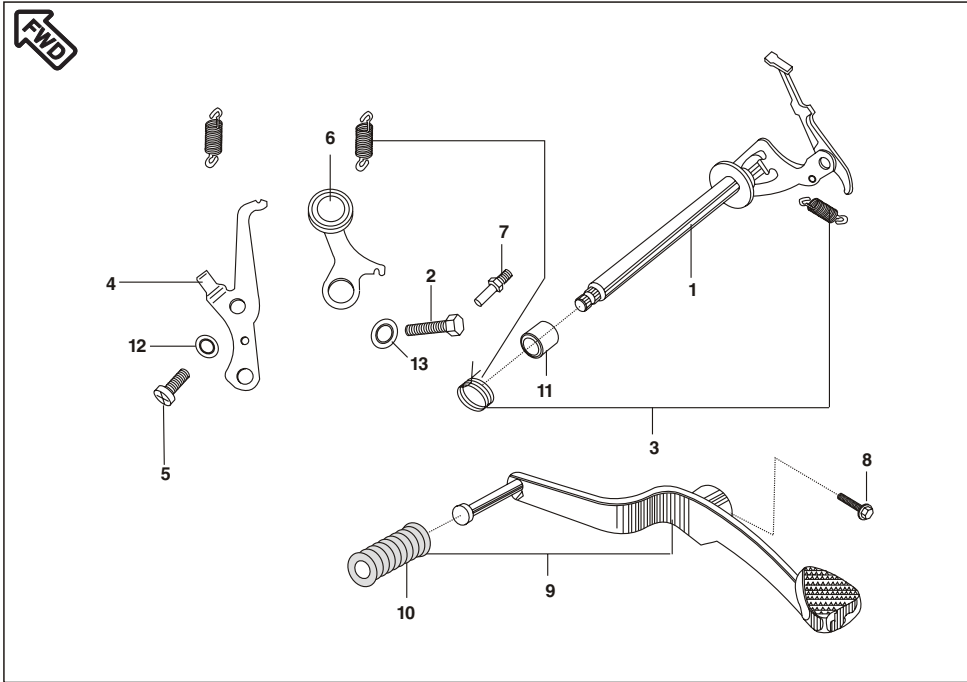
| No. | Part No.   | Description                       | Qty/<br>Veh. | Remarks         |
|-----|------------|-----------------------------------|--------------|-----------------|
| 1   | 39 1055 15 | Nut                               | 1            |                 |
| 2   | 01 1006 10 | Woodruff Key                      | 1            |                 |
| 3   | DU 1010 05 | Crankshaft Assly.                 | 1            |                 |
| 4   | 28 1011 07 | Key Woodruff                      | 2            |                 |
| 5   | DX 1010 47 | Gear Primary, Helical (23 T)      | 1            |                 |
| 6   | FA 1013 34 | Gear                              | 1            |                 |
| 7   | DU 1010 41 | Cover                             | 1            |                 |
| 8   | 39 1699 01 | Countersunk Screw                 | 3            |                 |
| 9   | DH 1011 95 | Nut                               | 1            |                 |
| 10  | DX 1010 53 | Body Centrifugal Oil Filter(C.I.) | 1            |                 |
| 11  | DU 1010 10 | Gasket Central Oil Filter         | 1            |                 |
| 12  | 39 2200 11 | Washer                            | 1            |                 |
| 13  | DH 1010 66 | Joint Oil Delivery                | 1            |                 |
| 14  | 39 2199 08 | Pin Snap                          | 1            |                 |
| 15  | DH 1010 67 | Spring Oil Delivery               | 1            |                 |
| 16  | 28 1011 07 | Key Woodruff                      | 1            | Alt. DU 1012 11 |



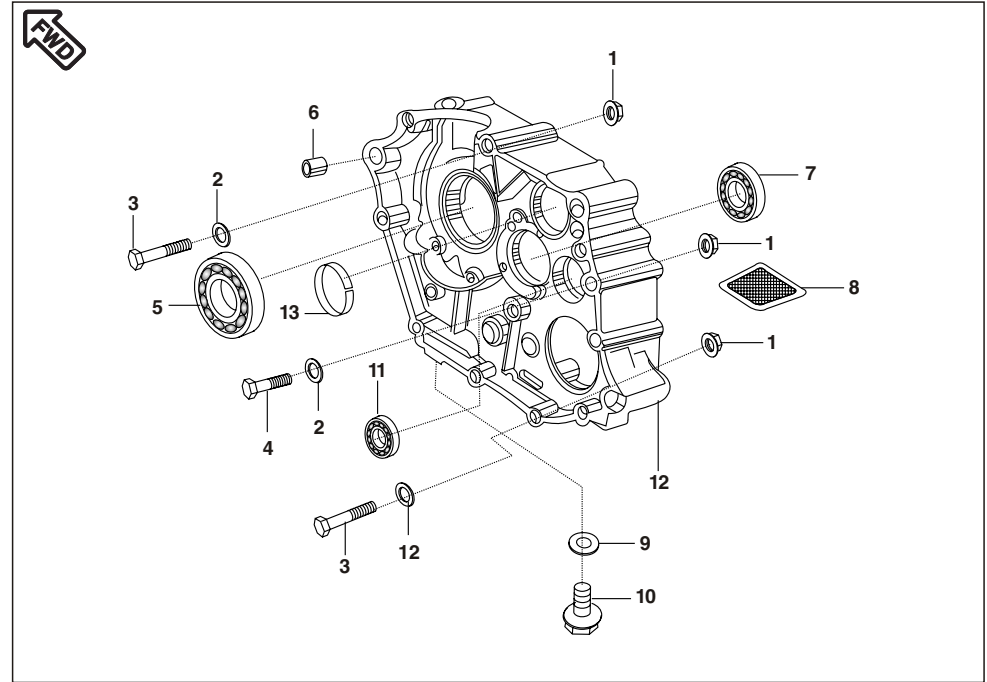
| No. | Part No.   | Description                   | Qty/<br>Veh. | Remarks            |
|-----|------------|-------------------------------|--------------|--------------------|
| 1   | DD 1013 09 | Bushing Floating              | 1            |                    |
| 2   | DX 1010 45 | Gear 2nd Input                | 1            |                    |
| 3   | DX 1010 48 | Gear Transmission Spur(3rd)   | 1            |                    |
| 4   | 39 0987 17 | Ring Snap (16 mm)             | 2            |                    |
| 5   | DX 1010 49 | Gear 4th Input                | 1            |                    |
| 6   | DU 1010 11 | Shaft Transmission Input      | 1            |                    |
| 7   | DU 1010 80 | Gear 1st Output               | 1            |                    |
| 8   | DX 1010 51 | Gear 4th Output               | 1            |                    |
| 9   | DX 1010 50 | Gear Transmission Spur(3rd)   | 1            |                    |
| 10  | DX 1010 46 | Shaft Transmission Output     | 1            |                    |
| 11  | DU 1012 13 | Plate For Sprocket Output     | 1            |                    |
| 12  | DM 1011 14 | Sprocket Output (110 mm Drum) | 1            | For Kit 36 DU15 05 |
|     | DX 1010 52 | Sprocket Output (130 mm Drum) | 1            | For Kit 36 DM00 01 |
| 13  | DP 1011 55 | Collar (Sintered)             | 1            |                    |
| 14  | DP 1011 68 | 'O' Ring                      | 1            |                    |
| 15  | 39 1981 04 | Bolt                          | 2            |                    |
| 16  | DD 1014 75 | Washer Special                | 1            |                    |



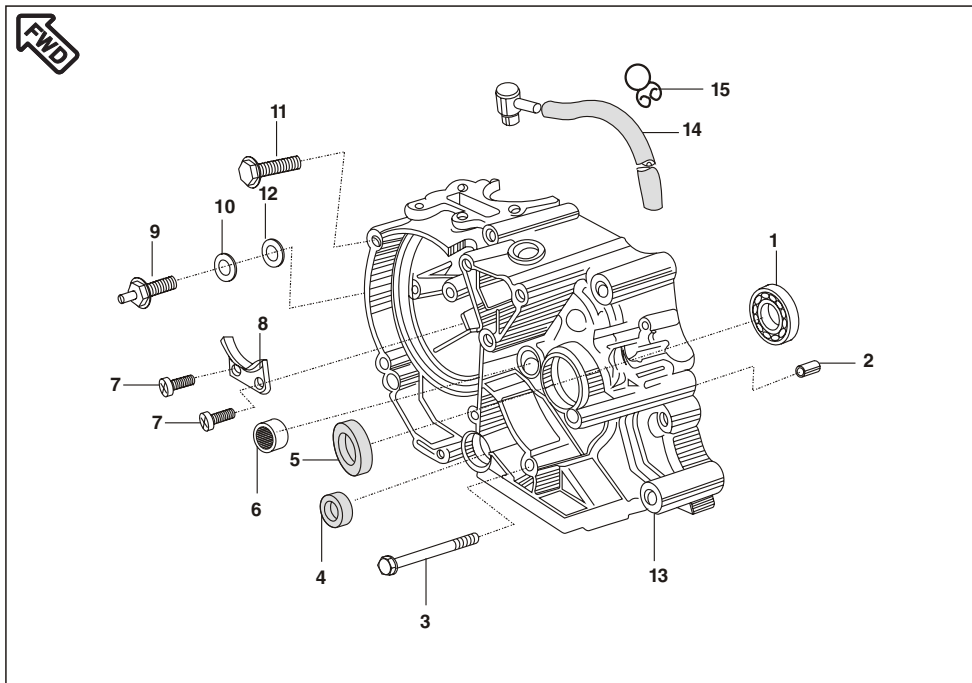
| No. | Part No.   | Description        | Qty/<br>Veh. | Remarks |
|-----|------------|--------------------|--------------|---------|
| 1   | 31 1011 91 | Fork Shift         | 1            |         |
| 2   | 31 1010 51 | Rod shift          | 2            |         |
| 3   | DU 1010 81 | Drum assly. change | 1            |         |
| 4   | DM 1010 98 | Cup Stopper        | 1            |         |
| 5   | 31 10 1192 | Fork shift         | 1            |         |
| 6   | 39 0992 06 | Pin Dowel          | 5            |         |
| 7   | DP 1013 40 | Bolt Soc. Head     | 1            |         |
| 8   | DM 1010 99 | Plate Spacer       | 1            |         |
| 9   | DU 1010 83 | Cam Drum Change    | 1            |         |



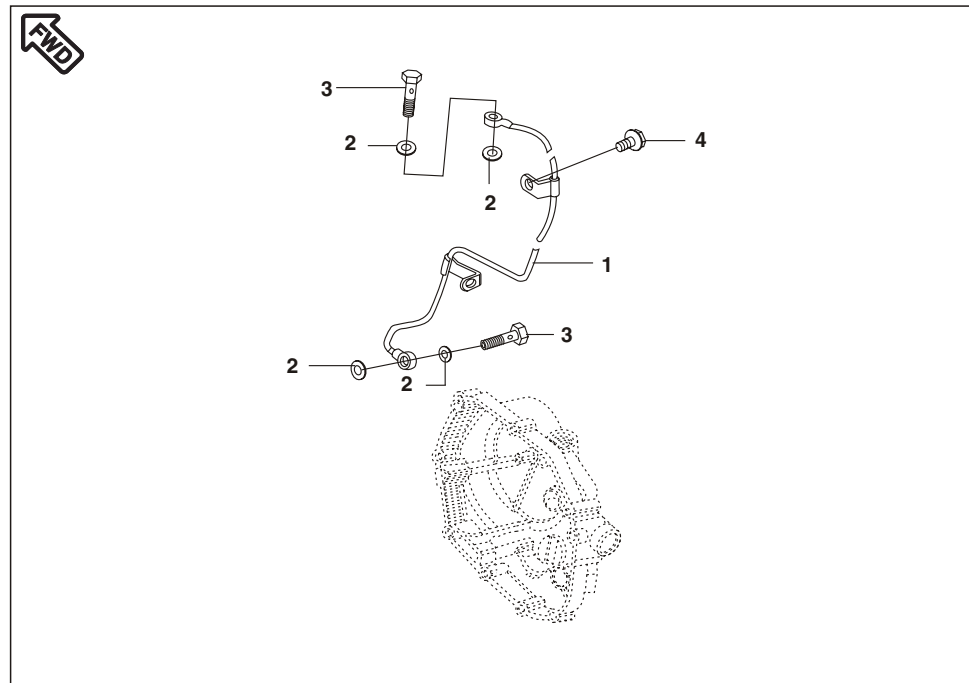
| No. | Part No.   | Description                   | Qty/<br>Veh. | Remarks          |
|-----|------------|-------------------------------|--------------|------------------|
| 1   | 52 DU01 04 | Lever Comp. Gear Shift Drum   | 1            | Ref. Page No. 50 |
| 2   | 39 1994 04 | Bolt                          | 1            |                  |
| 3   | 36 DU10 04 | Gear Lever Spring Kit         | 1            |                  |
| 4   | DU 1010 74 | Plate Position                | 1            |                  |
| 5   | 39 0746 01 | Screw Pan Cross               | 1            |                  |
| 6   | DU 1010 73 | Stopper Comp. Gear Shift Drum | 1            |                  |
| 7   | DD 1011 06 | Bolt                          | 1            |                  |
| 8   | 39 2474 04 | Flanged bolt                  | 1            |                  |
| 9   | DU 1011 85 | Lever Change / Damper         | 1            |                  |
| 10  | 31 10 1108 | Damper                        | 1            |                  |
| 11  | 31 1011 09 | Collar                        | 1            |                  |
| 12  | 39 2704 11 | Washer Spring Steel           | 1            |                  |
| 13  | DU 1011 13 | Spacer                        | 1            |                  |



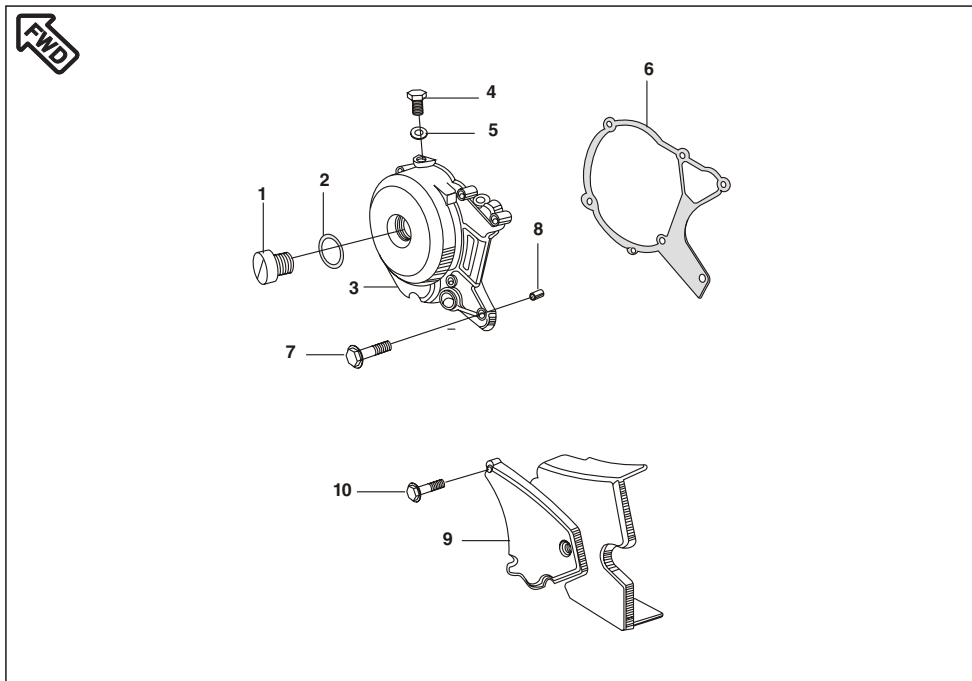
| No. | Part No.   | Description        | Qty/<br>Veh. | Remarks |
|-----|------------|--------------------|--------------|---------|
| 1   | 39 1225 15 | Nut                | 3            | N.I.    |
| 2   | 39 0248 11 | Plain Washer       | 3            |         |
| 3   | 39 2702 04 | Bolt               | 2            |         |
| 4   | 39 1056 04 | Bolt               | 1            |         |
| 5   | 39 1864 20 | Bearing Ball       | 1            |         |
| 6   | 39 0999 06 | Dowel Pin          | 5            |         |
| 7   | 01 1701 11 | Bearing            | 1            |         |
| 8   | DP 1014 52 | Oil Strainer       | 1            |         |
| 9   | DG 1014 98 | Gasket             | 1            |         |
| 10  | DU 1012 23 | Plug (Drain)       | 1            |         |
| 11  | 01 1701 10 | Bearing            | 1            |         |
| 12  | DU 1010 75 | Crankcase Comp. RH | 1            |         |
| 13  | DU 1010 85 | Bushing            | 1            |         |
| 14  | DU 1012 20 | Engine Assembly    | 1            |         |



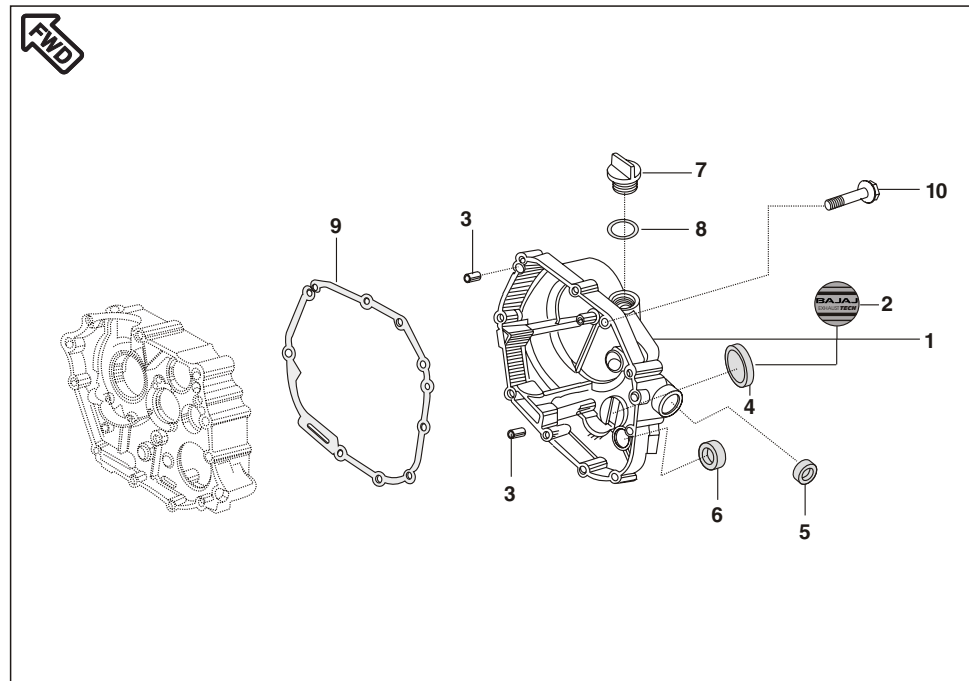
| No. | Part No.   | Description            | Qty/<br>Veh. | Remarks |
|-----|------------|------------------------|--------------|---------|
| 1   | 01 1701 11 | Ball Bearing           | 1            |         |
| 2   | 39 1050 06 | Dowel Pin              | 1            |         |
| 3   | 39 1066 04 | Bolt Flanged Small     | 3            |         |
| 4   | 39 1043 19 | Oil Seal               | 1            |         |
| 5   | 39 1080 19 | Seal Oil               | 1            |         |
| 6   | 39 1008 20 | Bearing Needle         | 1            |         |
| 7   | 39 0702 01 | Screw Pan Cros         | 2            |         |
| 8   | 31 1010 56 | Guide                  | 1            |         |
| 9   | 31 2010 81 | Switch Comp. (Neutral) | 1            |         |
| 10  | 39 0703 11 | Plain Washer           | 1            |         |
| 11  | 39 1075 04 | Bolt Flanged Small     | 7            |         |
| 12  | 30 1010 15 | Gasket                 | 1            |         |
|     | DG 1014 98 | Gasket                 | 1            |         |
| 13  | DD 1011 01 | Crankcase LH           | 1            |         |
| 14  | DZ 1010 34 | Tube rubber            | 1            |         |
| 15  | 30 1410 15 | Clamp                  | 1            |         |



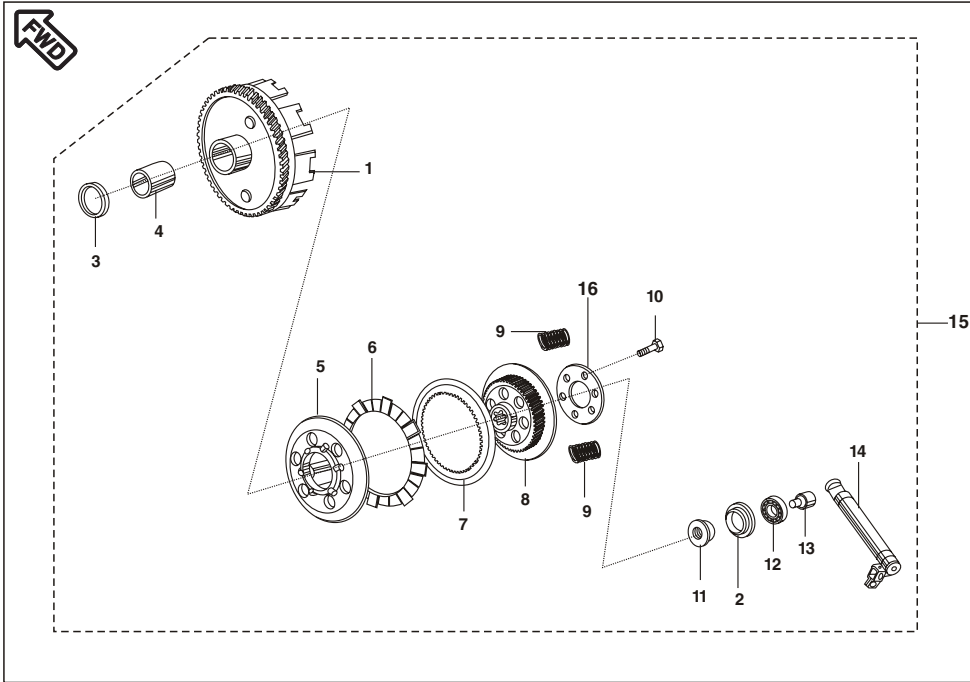
| No. | Part No.   | Description        | Qty/<br>Veh. | Remarks                                   |
|-----|------------|--------------------|--------------|---|
| 1   | DU 1210 05 | Pipe Oil           | 1            | Use with Bkt. Engine Front<br>RH DU161094 |
| 2   | DD 1015 17 | Gasket             | 4            |   |
| 3   | 39 1023 04 | Bolt               | 2            |   |
| 4   | 39 1062 04 | Bolt flanged small | 2            |   |



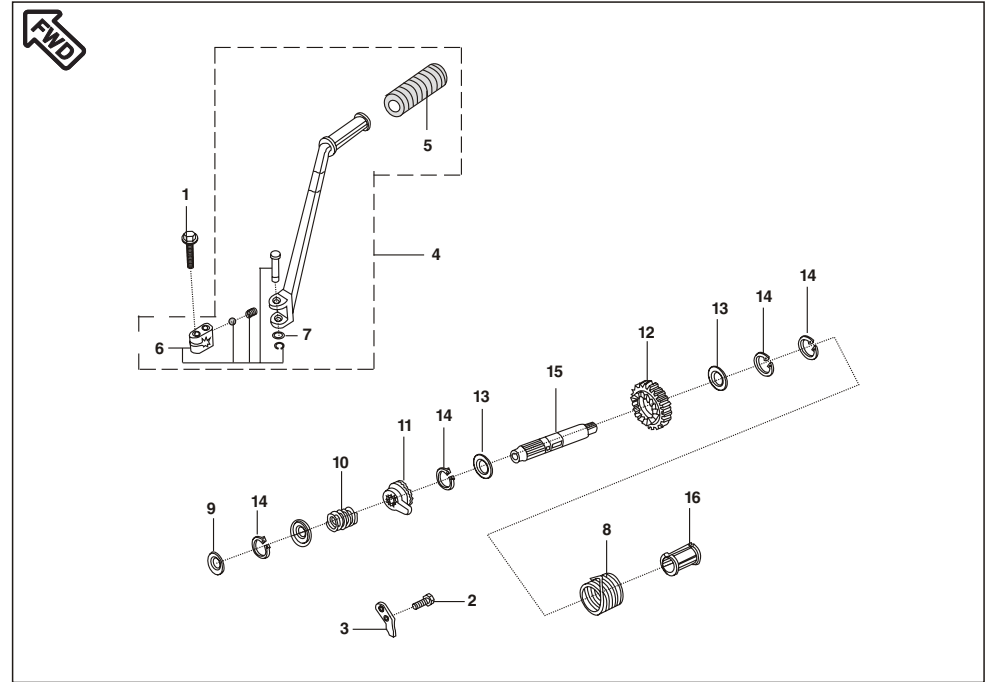
| No. | Part No.   | Description              | Qty/<br>Veh. | Remarks |
|-----|------------|--------------------------|--------------|---------|
| 1   | 31 1010 62 | Bolt                     | 1            |         |
| 2   | 39 1019 21 | Ring "O"                 | 1            |         |
| 3   | 31 1012 95 | Cover Generator          | 1            |         |
| 4   | 31 1010 61 | Plug                     | 1            |         |
| 5   | 31 1011 13 | Gasket                   | 1            |         |
| 6   | DM 1011 39 | Gasket - Generator Cover | 1            |         |
| 7   | 39 1074 04 | Bolt Flanged Small       | 5            |         |
| 8   | 39 0999 06 | Pin                      | 2            |         |
| 9   | 52 DM00 86 | Cover Chain (Engine)     | 1            |         |
| 10  | 39 2147 04 | Bolt Flanged Small       | 3            |         |



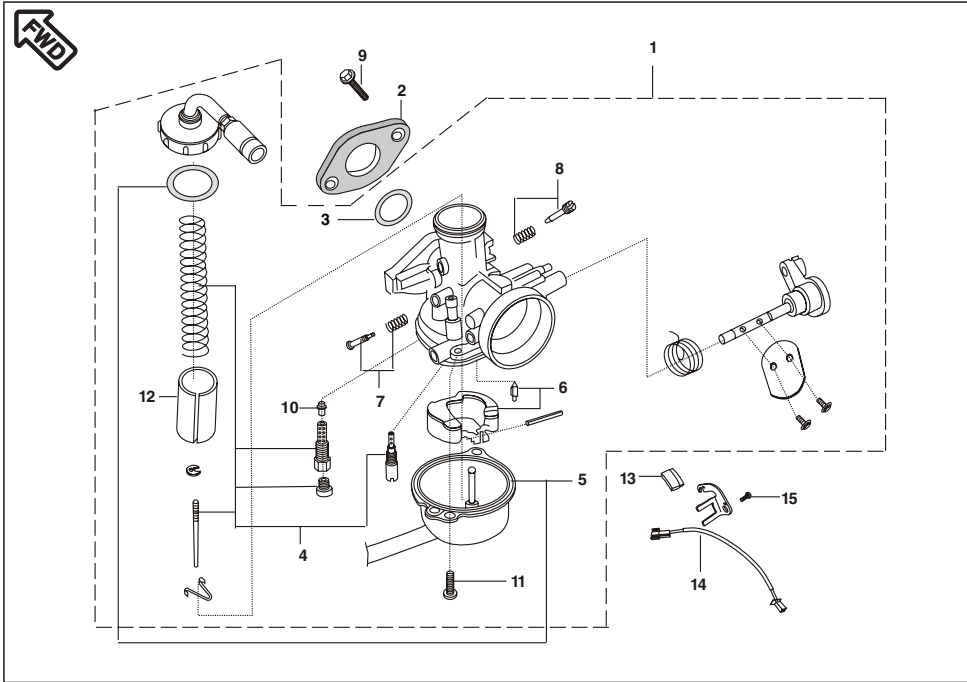
| No. | Part No.   | Description                     | Qty/<br>Veh. | Remarks |
|-----|------------|---------------------------------|--------------|---------|
| 1   | DZ 1010 47 | Clutch cover / Graphics / Gauge | 1            |         |
| 2   | DZ 1010 46 | Label "BAJAJ EXHAUSTEC"         | 1            |         |
| 3   | 39 0999 06 | Dowel Pin                       | 2            |         |
| 4   | 31 1010 67 | Guage                           | 1            |         |
| 5   | 39 1041 19 | Seal oil                        | 1            |         |
| 6   | 30 1011 42 | Seal oil                        | 1            |         |
| 7   | DD 1013 25 | Cap oil filler                  | 1            |         |
| 8   | 39 2134 21 | O ring                          | 1            |         |
| 9   | DM 1011 40 | Gasket (Clutch cover)           | 1            |         |
| 10  | 39 1075 04 | Bolt flanged small              | 10           |         |



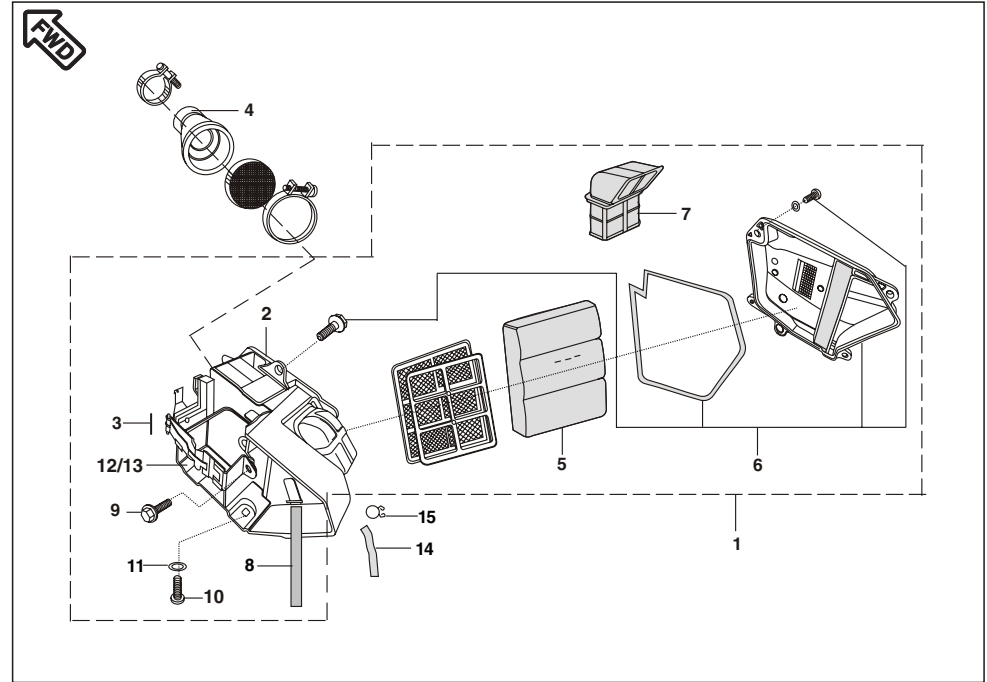
| No. | Part No.   | Description            | Qty/<br>Veh. | Remarks |
|-----|------------|------------------------|--------------|---------|
| 1   | DX 1010 54 | Housing Comp. clutch   | 1            |         |
| 2   | 28 1011 95 | Holder                 | 1            |         |
| 3   | 39 2600 11 | Plain Washer           | 2            |         |
| 4   | DU 1011 09 | Collar                 | 1            |         |
| 5   | DD 1014 92 | Wheel Clutch           | 1            |         |
| 6   | 36 DD40 08 | Kit Plate Friction     | 1            |         |
| 7   | 30 1010 96 | Plate Clutch           | 4            |         |
| 8   | DD 1014 93 | Hub Clutch             | 1            |         |
| 9   | 28 1012 14 | Spring                 | 6            |         |
| 10  | 39 0980 04 | Hex. Bolt              | 6            |         |
| 11  | 39 1053 15 | Hex. Nut / Flange      | 1            |         |
| 12  | 39 2403 20 | Bearing                | 1            |         |
| 13  | 31 10 1148 | Rod Push               | 1            |         |
| 14  | DX 1010 35 | Lever Assly. Complete  | 1            |         |
| 15  | DX 1010 55 | Clutch Assly. Complete | 1            |         |
| 16  | 31 1011 37 | Holder                 | 1            |         |



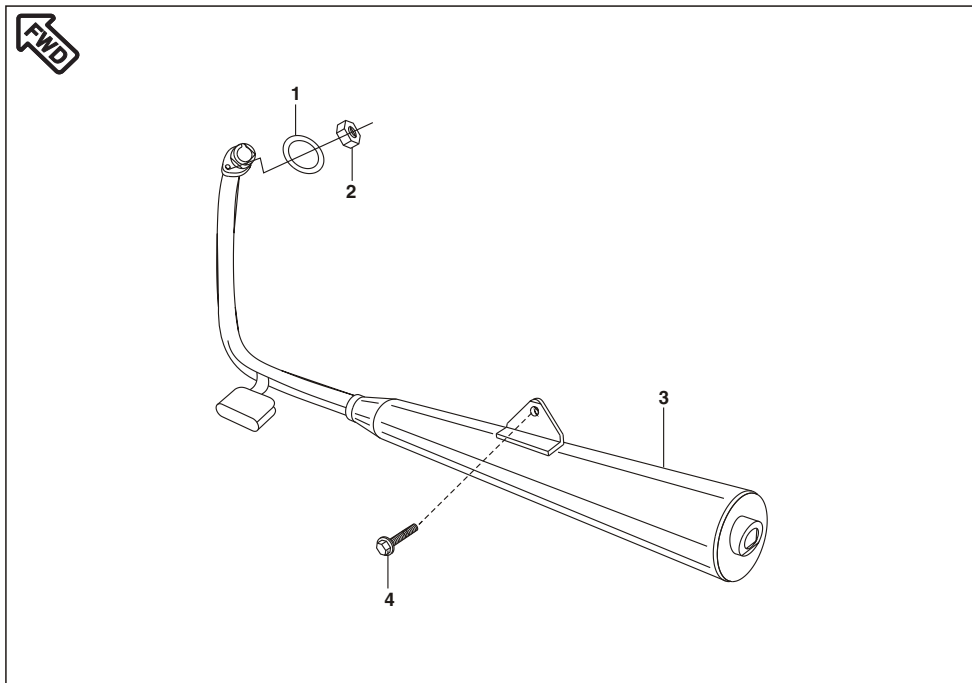
| No. | Part No.   | Description             | Qty/<br>Veh. | Remarks          |
|-----|------------|-------------------------|--------------|------------------|
| 1   | 59 0400 25 | Flanged bolt            | 1            |                  |
| 2   | DD 1012 64 | Screw Pan Cross         | 2            |                  |
| 3   | DD 1012 54 | Guide Kick              | 1            |                  |
| 4   | DU 1010 50 | Lever Assly Kick Comp.  | 1            |                  |
| 5   | 30 1011 54 | Bush(Damper)            | 1            |                  |
| 6   | 36 DU10 07 | Boss Kick Set           | 1            | Ref. Page No. 50 |
| 7   | 22 1502 41 | Plain Washer            | 1            |                  |
| 8   | 31 1010 41 | Spring                  | 1            |                  |
| 9   | 39 0993 11 | Plain Washer            | 1            |                  |
| 10  | 31 1010 39 | Coil Spring             | 1            |                  |
| 11  | 31 1010 38 | Ratchet                 | 1            |                  |
| 12  | DU 1010 38 | Gear Spur Kick Start    | 1            |                  |
| 13  | 39 0995 11 | Plain Washer            | 2            |                  |
| 14  | 39 0738 17 | External Circlip Type C | 4            |                  |
| 15  | DU 1010 45 | Shaft Kick              | 1            |                  |
| 16  | 31 1010 40 | Guide                   | 1            |                  |



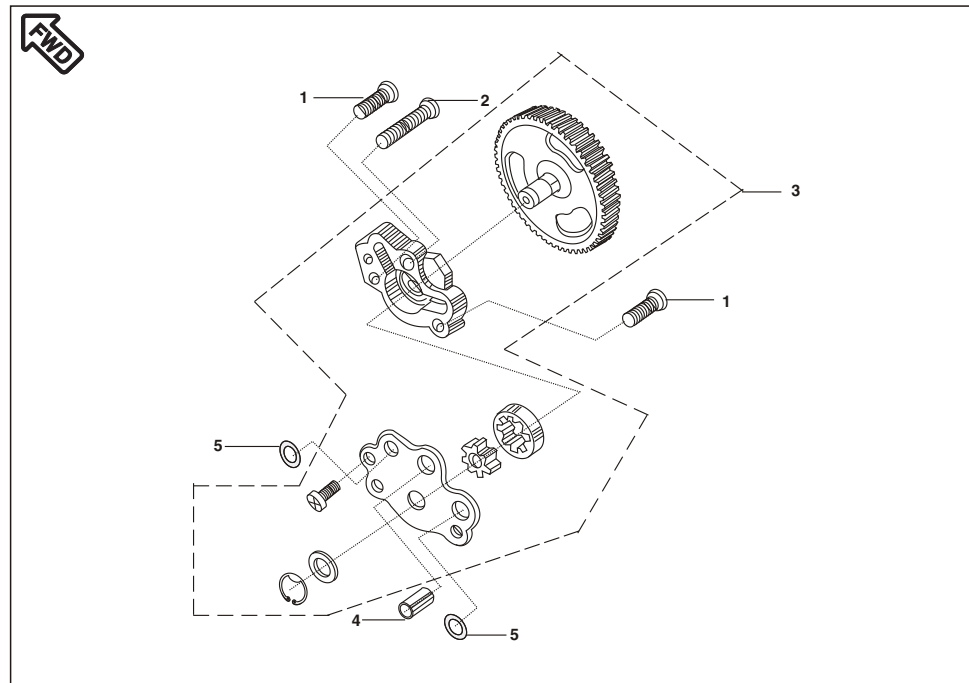
| No. | Part No.   | Description                      | Qty/<br>Veh. | Remarks                  |
|-----|------------|----------------------------------|--------------|--------------------------|
| 1   | DU 1210 09 | Carburettor Assly. (PB-16)       | 1            |                          |
| 2   | DU 1010 57 | Insulator (Carburettor / Intake) | 1            |                          |
| 3   | 39 1283 21 | O ring                           | 1            |                          |
| 4   | 36 DU12 06 | Carburettor Holder / Jet Kit     | 1            | Ref. Page No. 51         |
| 5   | 36 DU12 04 | Gasket O ring Kit for Carb.      | 1            | Ref. Page No. 51         |
| 6   | 36 DU12 05 | Carburettor Float pin Kit        | 1            | Ref. Page No. 51         |
| 7   | 36 DU12 02 | Idling Screw kit                 | 1            | Ref. Page No. 51         |
| 8   | 36 DU12 03 | Air Control Screw Kit            | 1            | Ref. Page No. 51         |
| 9   | DU 1012 28 | Flanged bolt                     | 2            | For mounting Carburettor |
| 10  | DU 1210 28 | Seat for Jet Needle              | 1            |                          |
| 11  | DD 1211 71 | Screw with washer                | 2            |                          |
| 12  | DU 1210 17 | Valve throttle                   | 1            |                          |
| 13  | DH 1211 01 | Magnet Assly.                    | 1            | TPS Assly.               |
| 14  | DH 1211 02 | Reed Switch Assly.               | 1            | TPS Parts                |
| 15  | 39 1062 04 | Bolt Flanged Small               | 1            | TPS Mounting             |



| No. | Part No.   | Description                 | Qty/<br>Veh. | Remarks          |
|-----|------------|-----------------------------|--------------|------------------|
| 1   | DF 1210 23 | Filter assly air            | 1            |                  |
| 2   | DF 1210 25 | Case air filter             | 1            |                  |
| 3   | 39 0986 08 | Pin Cotter                  | 1            |                  |
| 4   | DU 1210 08 | Duct (A/F to Carburettor)   | 1            |                  |
| 5   | 31 1210 29 | Element air filter          | 1            |                  |
| 6   | 36 DU12 01 | Air filter Kit              | 1            | Ref. Page No. 50 |
| 7   | DH 1211 03 | Duct (Inlet)                | 1            |                  |
| 8   | DM 2210 01 | Band - Tool kit             | 1            |                  |
| 9   | 39 1680 04 | Flanged bolt (Battery)      | 1            |                  |
| 10  | 39 2407 01 | Screw (Mounting air filter) | 2            |                  |
| 11  | 39 1789 24 | Washer (Nylon)              | 2            |                  |
| 12  | DM 1210 10 | Band (Battery)              | 1            |                  |
| 13  | 31 1610 07 | Damper battery              | 2            |                  |
| 14  | DM 1210 14 | Tube oil drain              | 1            |                  |
| 15  | DG 1210 02 | Clamp                       | 1            |                  |

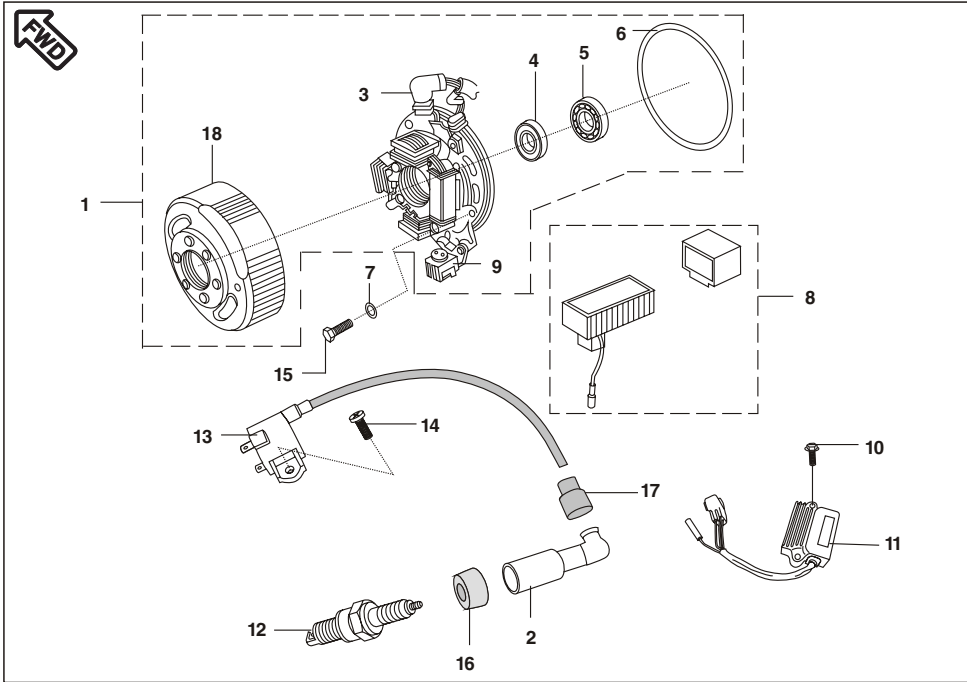


| No. | Part No.   | Description             | Qty/<br>Veh. | Remarks     |
|-----|------------|-------------------------|--------------|-------------|
| 1   | 31 10 1014 | Gasket                  | 1            | Exhaust-Tec |
| 2   | DU 1012 06 | Nut                     | 2            |             |
| 3   | DU 1011 96 | Assembly Silencer Comp. | 1            |             |
| 4   | DD 1013 66 | Flanged Bolt            | 1            |             |

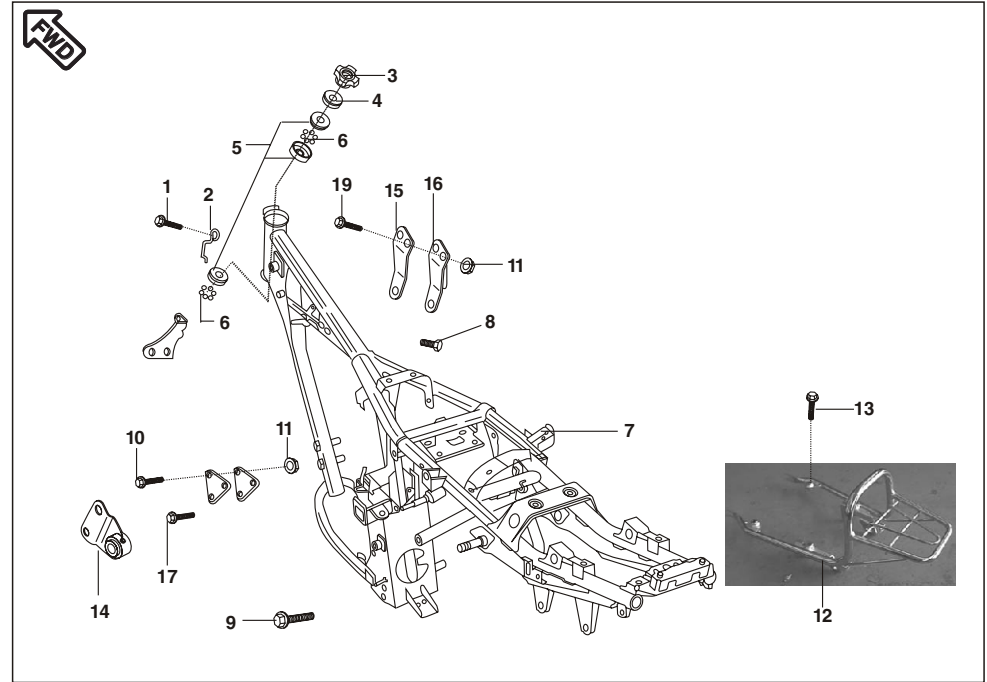


| No. | Part No.   | Description     | Qty/<br>Veh. | Remarks |
|-----|------------|-----------------|--------------|---------|
| 1   | 39 1078 01 | Screw Pan Cros  | 2            |         |
| 2   | 39 0753 01 | Screw Pan Cros  | 1            |         |
| 3   | DF 1210 03 | Pump Assly. Oil | 1            |         |
| 4   | 39 0999 06 | Pin dowel       | 1            |         |
| 5   | 39 1013 21 | Ring O          | 2            |         |

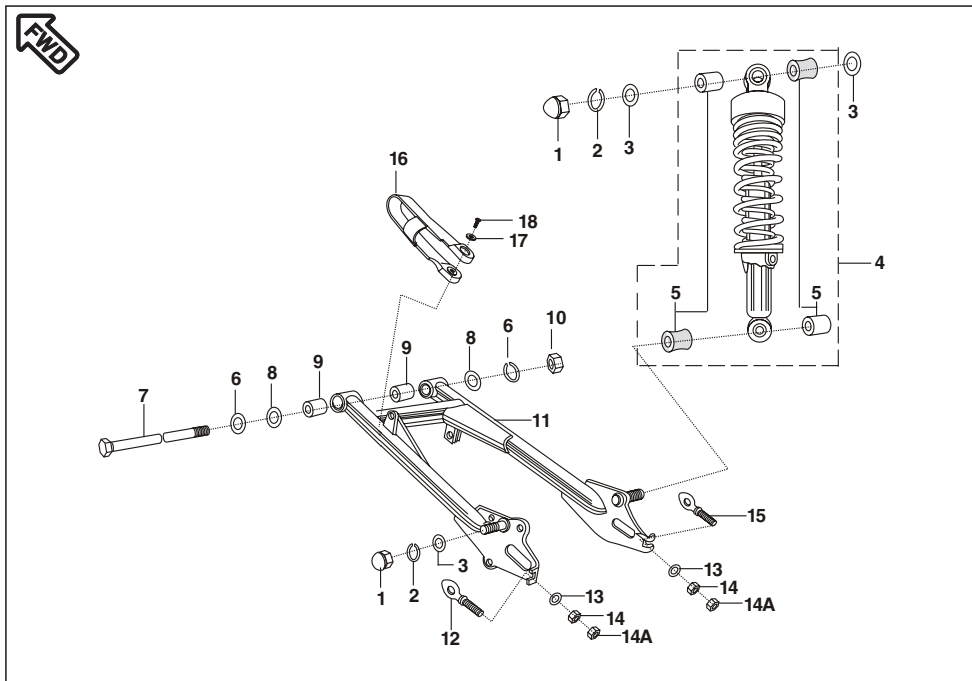




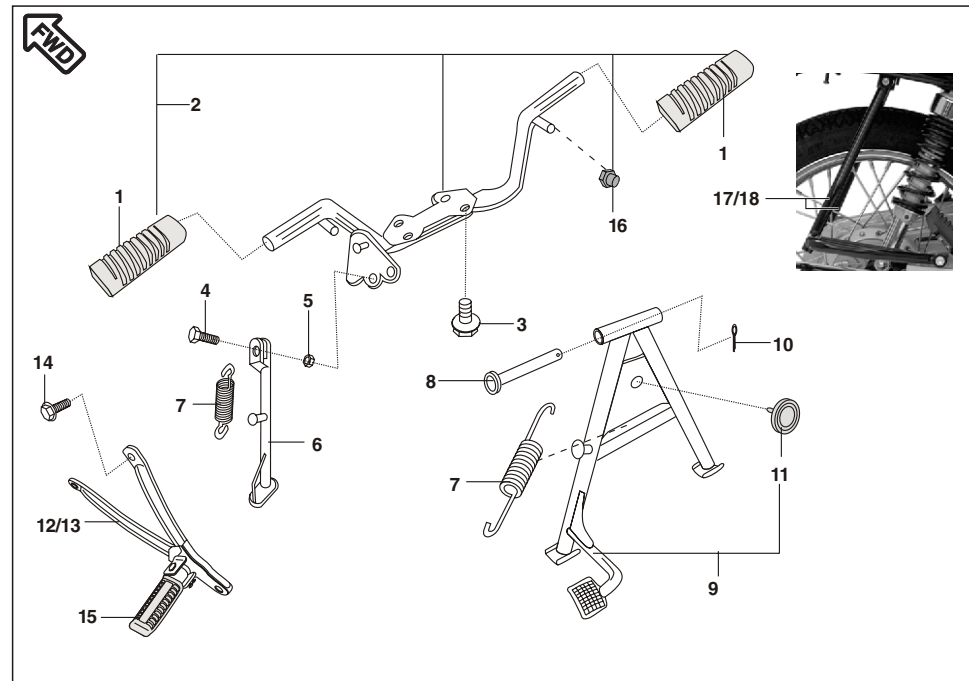
| No. | Part No.   | Description                     | Qty/<br>Veh. | Remarks |
|-----|------------|---------------------------------|--------------|---------|
| 1   | DF 1110 15 | Magneto assly/Brg. & Oil Seal   | 1            |         |
| 2   | DD 1110 48 | Cap Spark plug (R)              | 1            |         |
| 3   | DF 1110 20 | Stator assly                    | 1            |         |
| 4   | 39 1042 19 | Seal Oil (HTA make)             | 1            |         |
| 5   | 39 1003 20 | Bearing ball                    | 1            |         |
| 6   | 39 1028 21 | Ring O                          | 1            |         |
| 7   | 39 1659 11 | Plain washer                    | 3            |         |
| 8   | DZ 1110 02 | Ignitor assly (C.D.I.) / Damper | 1            |         |
| 9   | 31 1110 58 | Pulser Coil                     | 1            |         |
| 10  | 39 1553 04 | Flanged Bolt                    | 2            |         |
| 11  | DU 2010 62 | Regulator/Rectifier (R/R) unit  | 1            |         |
| 12  | DD 1110 18 | Plug Spark (P-RZ9HC)            | 1            |         |
| 13  | DF 1110 40 | H. T. Coil                      | 1            |         |
| 14  | 39 0745 01 | Screw pan cross                 | 1            |         |
| 15  | DD 1013 18 | Bolt                            | 3            |         |
| 16  | DD 1110 11 | Grommet Spark plug Cap          | 1            |         |
| 17  | DD 1110 12 | Grommet H.T.Cable               | 1            |         |
| 18  | DX 1110 05 | Rotor                           | 1            |         |



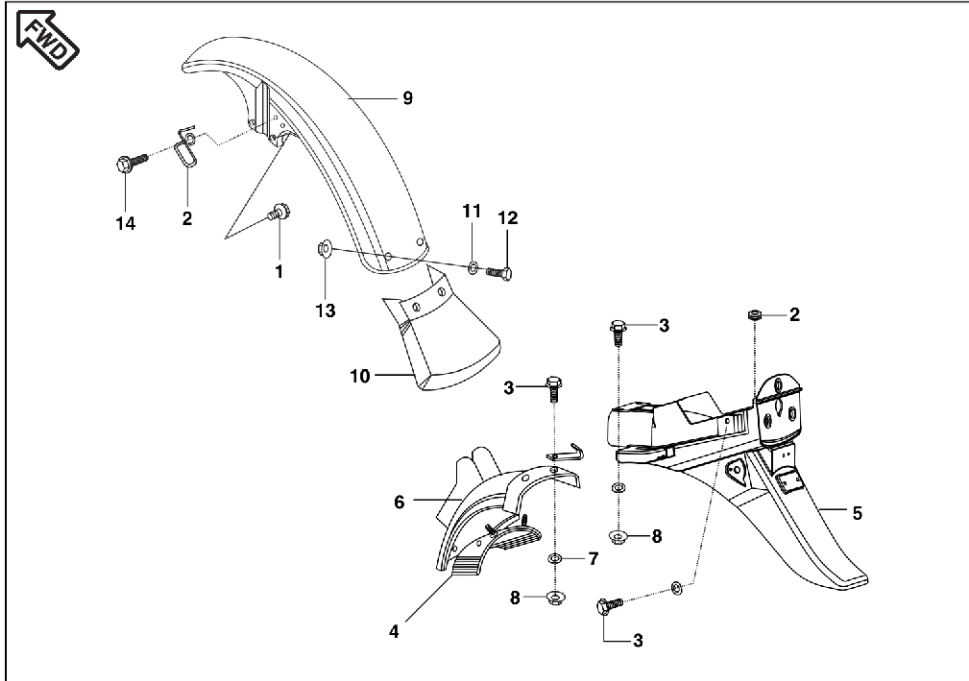
| No. | Part No.   | Description                  | Qty/<br>Veh. | Remarks                |
|-----|------------|------------------------------|--------------|------------------------|
| 1   | 39 2473 04 | Flanged Bolt                 | 1            |                        |
| 2   | 31 1910 02 | Clamp                        | 1            |                        |
| 3   | DF 1810 90 | Nut                          | 1            |                        |
| 4   | DF 1810 52 | Cap Steering                 | 1            |                        |
| 5   | 36 3140 01 | Bearing cone kit             | 1            | Ref. Page No. 50       |
| 6   | 36 3140 02 | Kit Ball Steel               | 1            |                        |
| 7   | DM 1611 20 | Frame Comp./Brg.races        | 1            |                        |
| 8   | 39 2222 04 | Flange Bolt                  | 4            |                        |
| 9   | 39 2702 04 | Hex. Bolt                    | 1            | Engine Mounting Rubber |
| 10  | 39 2469 04 | Flanged Bolt                 | 1            |                        |
| 11  | 59 1500 05 | Flange Nut                   | 5            |                        |
| 12  | DM 2210 08 | Grip frame                   | 1            | Black Powder Coated    |
| 13  | 39 1556 04 | Flanged bolt                 | 2            |                        |
| 14  | DU 1610 93 | Bracket Engine Front/Bush LH | 1            |                        |
|     | DU 1610 94 | Bracket Engine Front/Bush RH | 1            |                        |
| 15  | DD 1610 53 | Bracket Engine Upper LH      | 1            |                        |
| 16  | DF 1611 68 | Bracket Engine Upper RH      | 1            |                        |
| 17  | 39 2700 04 | Flange Bolt                  | 1            |                        |
| 18  | DF 1810 24 | Lock Set (4 in 1)            | 1            |                        |
| 19  | 39 2455 04 | Bolt                         | 2            |                        |



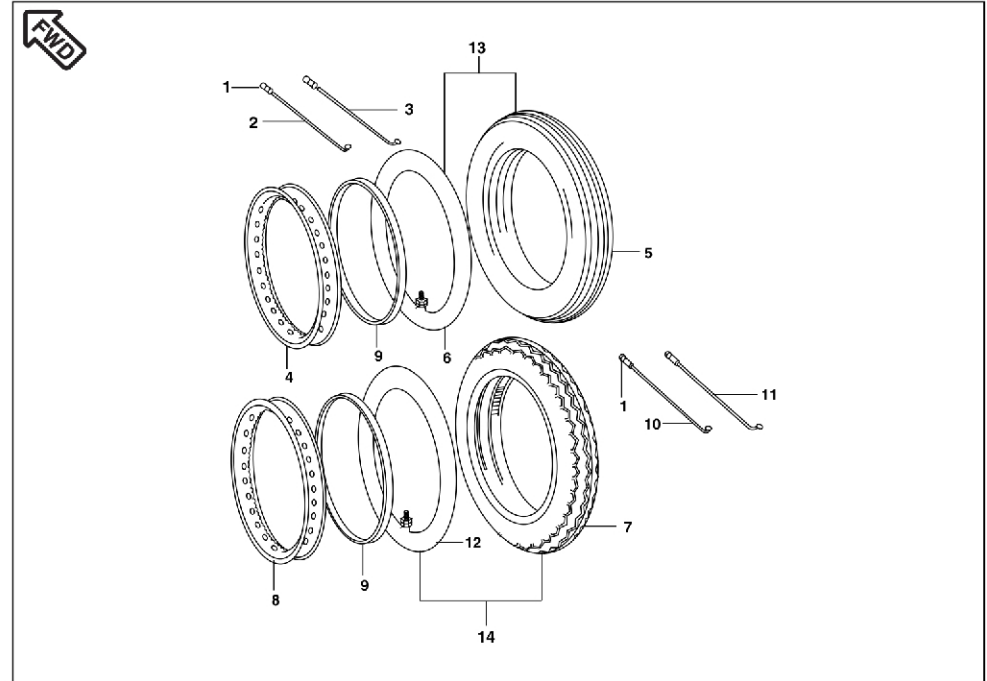
| No. | Part No.   | Description             | Qty/<br>Veh. | Remarks          |
|-----|------------|-------------------------|--------------|------------------|
| 1   | 39 0712 15 | Domed Cap Nut           | 4            | Ref. Page No. 50 |
| 2   | 39 0737 12 | Washer Spring           | 4            |                  |
| 3   | 39 0714 11 | Washer Plain            | 8            |                  |
| 4   | DM 1710 27 | Rear Shock Absorber     | 2            |                  |
| 5   | 36 DF17 01 | Rubber Inner Bush kit   | 1            |                  |
| 6   | 39 0248 11 | Plain Washer            | 2            |                  |
| 7   | 31 1710 06 | Shaft Swing Arm         | 1            |                  |
| 8   | 39 0201 11 | Plain Washer            | 2            |                  |
| 9   | 30 1710 18 | Bushing Rubber          | 2            |                  |
| 10  | 39 1225 15 | Nut Hex./ flange        | 1            |                  |
| 11  | DM 1710 18 | Arm Comp. Swing / Bush  | 1            |                  |
| 12  | 52 DZ00 46 | Adjuster Chain S/A (RH) | 1            |                  |
| 13  | 39 0711 11 | Washer Plain            | 2            |                  |
| 14  | 39 2764 15 | Hex Nut                 | 2            |                  |
| 14A | 39 0292 15 | Nut                     | 2            |                  |
| 15  | 52 DZ00 47 | Adjuster Chain S/A (LH) | 1            |                  |
| 16  | 31 1710 12 | Damper for Swing arm    | 1            |                  |
| 17  | 39 0454 11 | Plain washer            | 2            |                  |
| 18  | 39 0553 02 | Self tapping Screw      | 2            |                  |



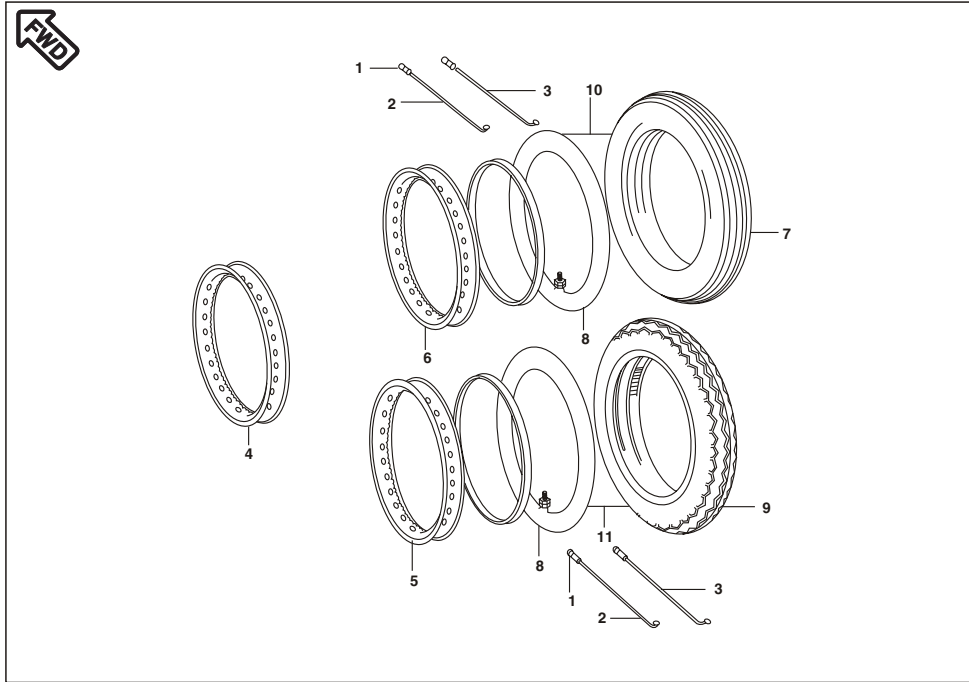
| No. | Part No.   | Description                     | Qty/<br>Veh. | Remarks |
|-----|------------|---------------------------------|--------------|---------|
| 1   | DF 1614 13 | Damper (PVC)                    | 2            |         |
| 2   | DF 1614 25 | Holder Step/Damper/Kick Stopper | 1            |         |
| 3   | 39 2481 04 | Flanged Bolt                    | 4            |         |
| 4   | DF 1611 02 | Bolt for Side Stand Mounting    | 1            |         |
| 5   | 39 0422 15 | Nyloc Nut                       | 1            |         |
| 6   | DL 1610 48 | Stand Side                      | 1            |         |
| 7   | 30 1611 58 | Spring                          | 2            |         |
| 8   | 30 1611 57 | Shaft Stand                     | 1            |         |
| 9   | DU 1610 32 | Stand Centre / Damper           | 1            |         |
| 10  | 39 0787 08 | Pin Cotter                      | 1            |         |
| 11  | DG 1611 24 | Damper                          | 1            |         |
| 12  | DU 1611 44 | Stay LH                         | 1            |         |
| 13  | DU 1611 45 | Stay RH                         | 1            |         |
| 14  | 39 2481 04 | Hex bolt flanged                | 2            |         |
| 15  | DX 1610 56 | Rubber Pillion Step (PVC)       | 2            |         |
| 16  | DH 1611 94 | Kick Stopper                    | 1            |         |
| 17  | DM 1611 46 | Third Footrest LH               | 1            |         |
| 18  | DM 1611 47 | Third Footrest RH               | 1            |         |



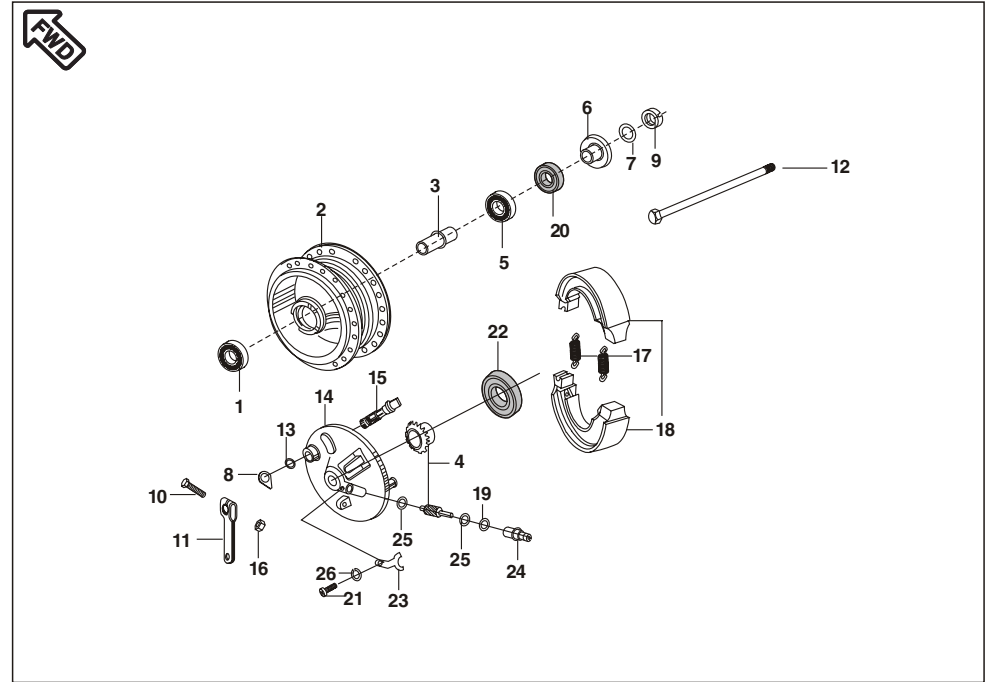
| No. | Part No.   | Description       | Qty/<br>Veh. | Remarks |
|-----|------------|-------------------|--------------|---------|
| 1   | 39 2222 04 | Flanged Bolt      | 4            |         |
| 2   | DF 1910 20 | Clamp             | 1            |         |
| 3   | 39 2483 04 | Flanged Bolt      | 4            |         |
| 4   | DD 1610 51 | Flap              | 1            |         |
| 5   | DF 1611 04 | Fender Rear       | 1            |         |
| 6   | DM 1610 09 | Fender Rear Front | 1            |         |
| 7   | 39 0711 11 | Plain Washer      | 4            |         |
| 8   | 39 0817 15 | Hex. Nut Flanged  | 4            |         |
| 9   | DF 1612 42 | Front Fender      | 1            |         |
| 10  | DF 1612 45 | Mud Flap - Front  | 1            |         |
| 11  | 01 1106 09 | Plain Washer      | 2            |         |
| 12  | 22 1504 35 | Bolt              | 2            |         |
| 13  | 39 2484 15 | Flange Nut        | 2            |         |
| 14  | 39 2473 04 | Flange Bolt       | 1            |         |



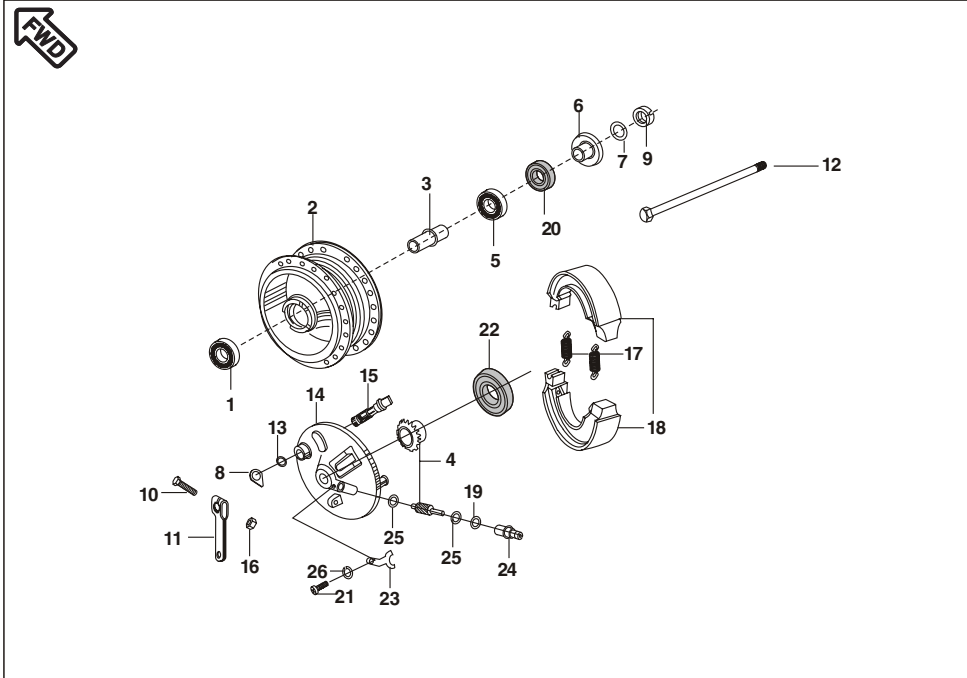
| No. | Part No.   | Description                   | Qty/<br>Veh. | Remarks |
|-----|------------|-------------------------------|--------------|---------|
| 1   | 16 1510 66 | Nipple Spoke                  | 72           |         |
| 2   | DU 1510 25 | Spoke Inner Front             | 18           |         |
| 3   | DU 1510 26 | Spoke Outer Front             | 18           |         |
| 4   | DM 1510 29 | Wheel Rim Front (1.6 x 17)    | 1            |         |
| 5   | DS 1510 48 | Tyre Front 2.75 X 17          | 1            |         |
| 6   | DS 1510 49 | Tube Front 2.75 X 17          | 1            |         |
| 7   | DM 1510 28 | Tyre Rear 3 X 17              | 1            |         |
| 8   | DS 1510 46 | Wheel Rim Rear (1.85 x 17)    | 1            |         |
| 9   | DG 1510 22 | Band Rim                      | 2            |         |
| 10  | DS 1510 09 | Spoke Inner Rear              | 18           |         |
| 11  | DS 1510 10 | Spoke Outer Rear              | 18           |         |
| 12  | DS 1510 53 | Tube Rear                     | 1            |         |
| 13  | DS 1510 47 | Tyre and Tube Front 2.75 x 17 | 1            |         |
| 14  | DM 1510 27 | Tyre and Tube Rear            | 1            |         |



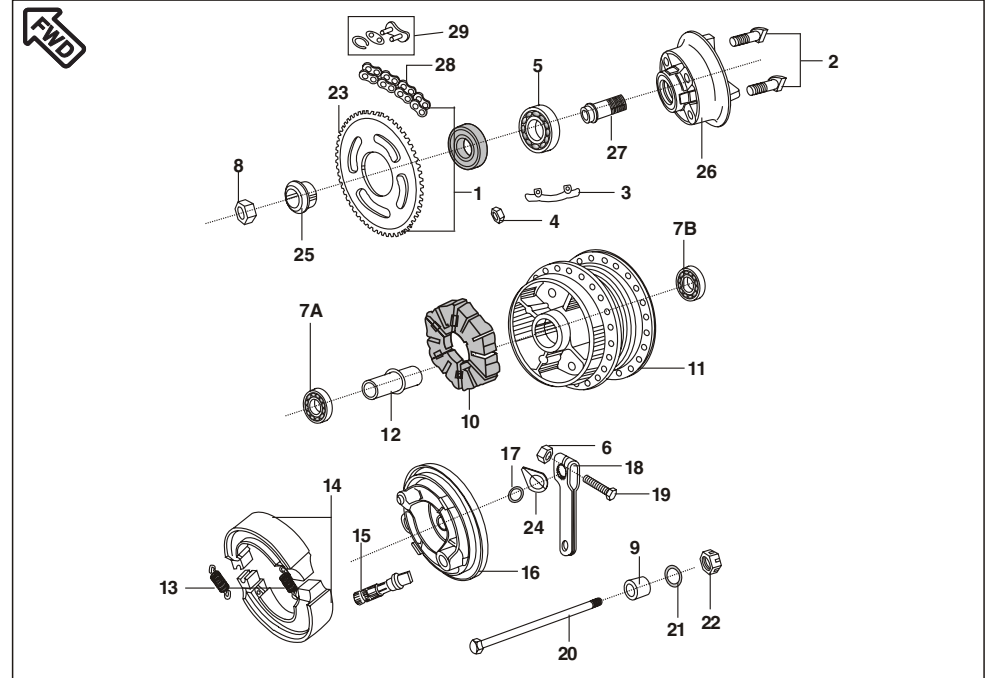
| No. | Part No.   | Description              | Qty/<br>Veh. | Remarks       |
|-----|------------|--------------------------|--------------|---------------|
| 1   | 16 1510 66 | Nipple Spoke             | 72           |               |
| 2   | DF 1510 05 | Spoke Inner              | 36           |               |
|     | DU 1510 25 | Spoke Inner              | 36           | For 17" Wheel |
| 3   | DF 1510 06 | Spoke Outer              | 36           |               |
|     | DU 1510 26 | Spoke Outer              | 36           | For 17" Wheel |
| 4   | DM 1510 08 | Wheel Rim Rear and Front | 2            | For 18" Wheel |
| 5   | DU 1510 18 | Wheel Rim Rear           | 1            | For 17" Wheel |
| 6   | DM 1510 29 | Wheel Rim Front          | 1            | For 17" Wheel |
| 7   | DS 1510 48 | Tyre Front               | 1            | For 17" Wheel |
| 8   | DS 1510 49 | Tube                     | 2            |               |
| 9   | DS 1510 52 | Tyre Rear                | 1            | For 17" Wheel |
| 10  | DM 1510 24 | Tyre with Tube Front     | 1            | For 17" Wheel |
|     | DS 1510 47 | Tyre with Tube Front     | 1            |               |
| 11  | DM 1510 27 | Tyre with Tube Rear      | 1            | For 17" Wheel |



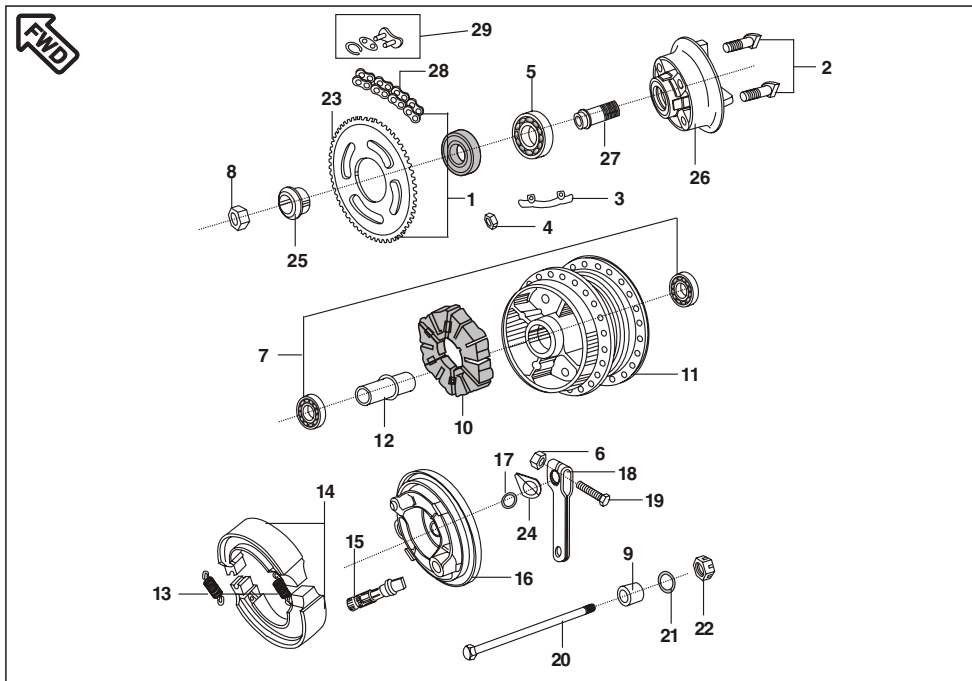
| No. | Part No.    | Description          | Qty/<br>Veh. | Remarks          |
|-----|-------------|----------------------|--------------|------------------|
| 1   | 39 2680 20  | Ball Bearing         | 1            | 6300RS1/C3       |
| 2   | DF 15 10 03 | Drum Front           | 1            |                  |
| 3   | 31 15 10 04 | Collar               | 1            |                  |
| 4   | 36 DU15 03  | Gear Meter Screw Kit | 1            | Ref. Page No. 50 |
| 5   | 39 2681 20  | Ball Bearing         | 1            | 6200RS1/C3       |
| 6   | DU 1510 05  | Collar Axle Assly.   | 1            |                  |
| 7   | 39 0248 11  | Plain Washer         | 1            |                  |
| 8   | DD 1510 09  | Indicator Front      | 1            |                  |
| 9   | DU 1510 31  | Nut Hex. Slotted     | 1            |                  |
| 10  | 39 0775 04  | Bolt                 | 1            |                  |
| 11  | DD 1510 08  | Lever Brake Cam      | 1            |                  |
| 12  | 31 1510 36  | Axle                 | 1            | Upto 2005        |
|     | DZ 1510 12  | Axle                 | 1            | From 2006        |
| 13  | 30 1510 38  | Ring O               | 1            |                  |
| 14  | DZ 1510 27  | Panel Front Brake    | 1            |                  |
| 15  | 31 1510 11  | Cam Brake            | 1            |                  |



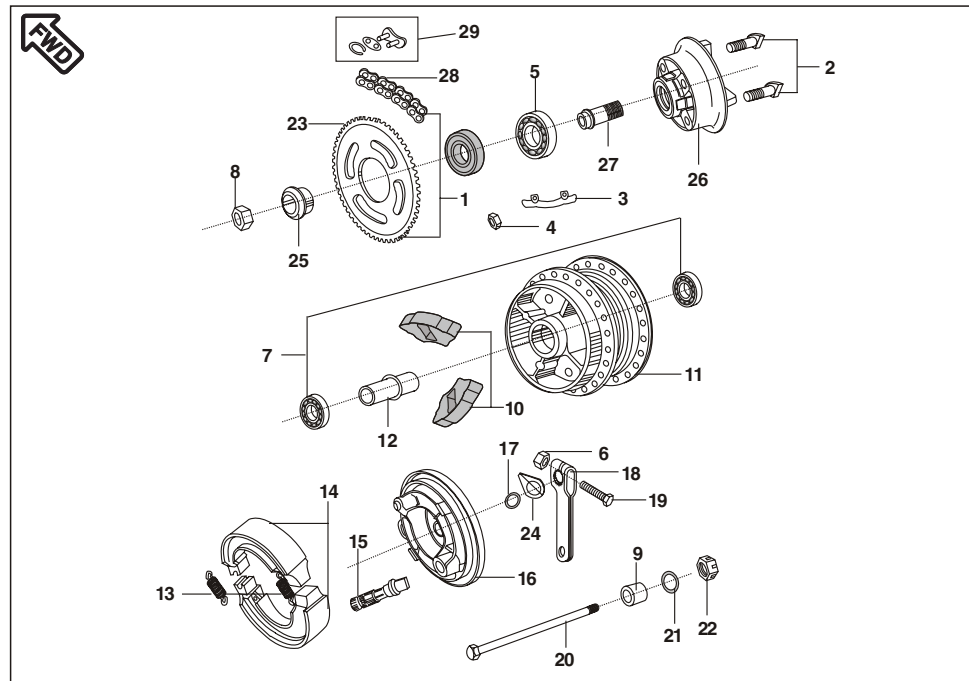
| No. | Part No.   | Description         | Qty/<br>Veh. | Remarks |
|-----|------------|---------------------|--------------|---------|
| 16  | 39 0798 15 | Flange Nut          | 1            |         |
| 17  | 30 1510 69 | Spring              | 2            |         |
| 18  | 31 1510 60 | Shoe Brake Assly.   | 2            |         |
| 19  | 39 1013 21 | Ring 'O'            | 1            |         |
| 20  | 14 1510 21 | Oil Seal            | 1            |         |
| 21  | 39 0840 01 | Screw pan Cross     | 1            |         |
| 22  | 31 1510 14 | Oil Seal            | 1            |         |
| 23  | 30 1511 18 | Stopper Fro bushing | 1            |         |
| 24  | JA 1316 06 | Bushing             | 1            |         |
| 25  | 30 1510 42 | Washer              | 2            |         |
| 26  | 39 0900 12 | Spring Washer       | 1            |         |



| No. | Part No.   | Description                      | Qty/<br>Veh. | Remarks          |
|-----|------------|----------------------------------|--------------|------------------|
| 1   | 36 DU15 05 | Chain Sprocket Kit 110mm Rr. Dr. | 1            | Ref. Page No. 53 |
|     | 36 DM00 01 | Chain Sprocket Kit 130mm Rr. Dr. | 1            |                  |
| 2   | DP 1510 28 | 'D' bolt                         | 6            |                  |
| 3   | 30 1510 81 | Washer                           | 2            |                  |
| 4   | 39 0794 15 | Nut Hex. Fine                    | 4            |                  |
| 5   | 39 2240 20 | Bearing Ball                     | 1            |                  |
| 6   | 39 0798 15 | Hex. nut                         | 1            |                  |
| 7A  | 39 2686 20 | Bearing Ball 6202 RS1/C3         | 1            | 15X35X11         |
| 7B  | 39 2687 20 | Bearing Ball 6302 RS1/C3         | 1            | 15X42X13         |
| 8   | 39 0988 15 | Nut Hex.                         | 1            |                  |
| 9   | 31 1510 26 | Collar                           | 1            |                  |
| 10  | DP 1510 27 | Shock Damper                     | 4            |                  |
| 11  | 30 1510 63 | Drum Rear                        | 1            | Alt. DF 1510 09  |
| 12  | 301510 75  | Collar Assly.                    | 1            |                  |
| 13  | 30 1510 69 | Spring                           | 2            |                  |
| 14  | 30 1511 05 | Shoe Brake Assly.                | 1            |                  |
| 15  | 30 1510 11 | Brake Cam assly                  | 1            |                  |

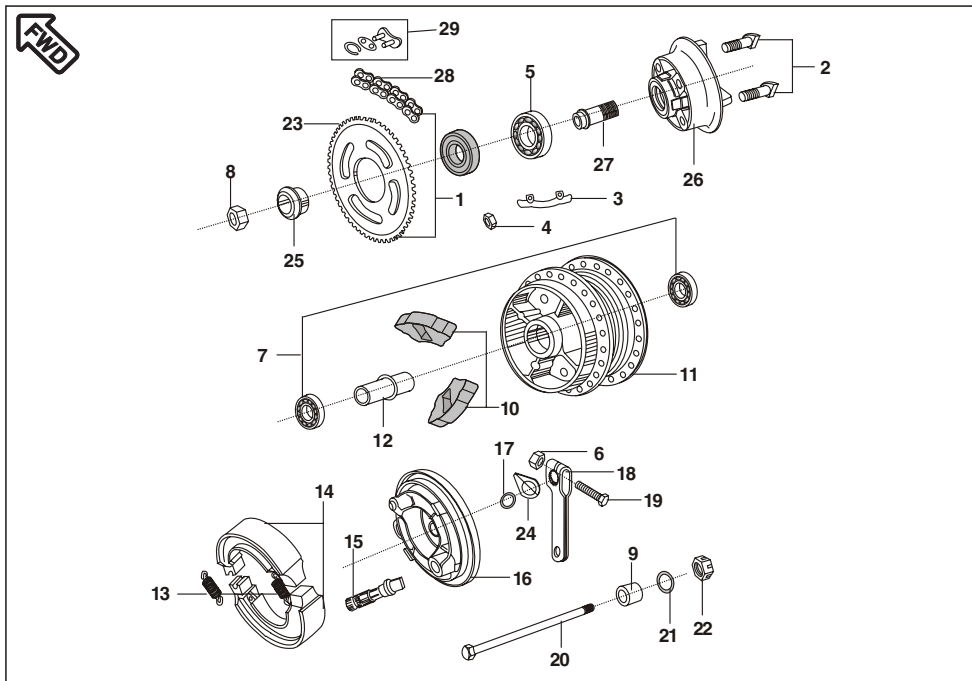


| No. | Part No.   | Description                 | Qty/<br>Veh. | Remarks |
|-----|------------|-----------------------------|--------------|---------|
| 16  | 30 1510 08 | Panel Rear Brake            | 1            |         |
| 17  | 30 1510 38 | Ring O                      | 1            |         |
| 18  | DD 1510 15 | Lever Brake                 | 1            |         |
| 19  | 39 2447 04 | Bolt                        | 1            |         |
| 20  | DM 1510 32 | Axle                        | 1            |         |
| 21  | 39 2566 11 | Washer Plain                | 1            |         |
| 22  | DH 1710 19 | Nut Castle                  | 1            |         |
| 23  | DJ 1510 18 | Sprocket                    | 1            |         |
| 24  | 30 1510 05 | Indicator                   | 1            |         |
| 25  | 31 1510 30 | Collar                      | 1            |         |
| 26  | 30 1510 78 | Coupling                    | 1            |         |
| 27  | 30 1510 79 | Sleeve                      | 1            |         |
| 28  | DF 1510 23 | Chain                       | 1            |         |
| 29  | DX 1510 81 | Drive Chain Connecting Link | 1            |         |

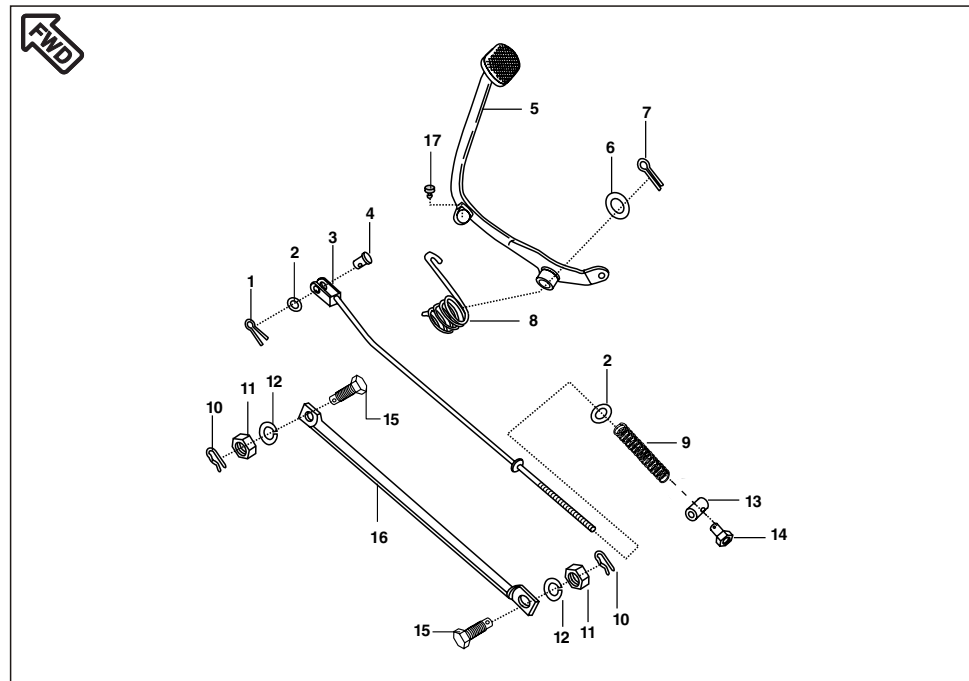


| No. | Part No.   | Description            | Qty/<br>Veh. | Remarks  |
|-----|------------|------------------------|--------------|--|
| 1   | 36 DU15 05 | Chain Sprocket Kit     | 1            | Upto Aug.05<br>Between Sep.05 to Dec.05<br>w.e.f. Jan.06 |
|     | 36 DU40 03 | Chain Sprocket Kit     | 1            |  |
|     | 36 DU40 17 | Chain Sprocket Kit     | 1            |  |
| 2   | 39 0978 04 | 'D' bolt               | 4            |  |
| 3   | 31 15 1029 | Washer                 | 2            |  |
| 4   | 39 0794 15 | Nut Hex. Fine          | 4            |  |
| 5   | 39 2240 20 | Bearing Ball           | 1            |  |
| 6   | 39 0798 15 | Hex. nut               | 1            |  |
| 7   | 36 DU15 06 | Rear Wheel Bearing Kit | 1            | Ref. Page No.63  |
| 8   | 39 0988 15 | Nut Hex.               | 1            |  |
| 9   | 31 1510 26 | Collar                 | 1            |  |
| 10  | 31 15 1021 | Shock Damper           | 4            |  |
| 11  | DU 1510 09 | Drum Rear              | 1            |  |
| 12  | 31 1510 18 | Collar Assly.          | 1            |  |
| 13  | 30 15 1069 | Spring                 | 2            |  |
| 14  | 31 1510 60 | Shoe Brake Assly.      | 1            |  |
| 15  | 31 1510 23 | Brake Cam Assly.       | 1            |  |

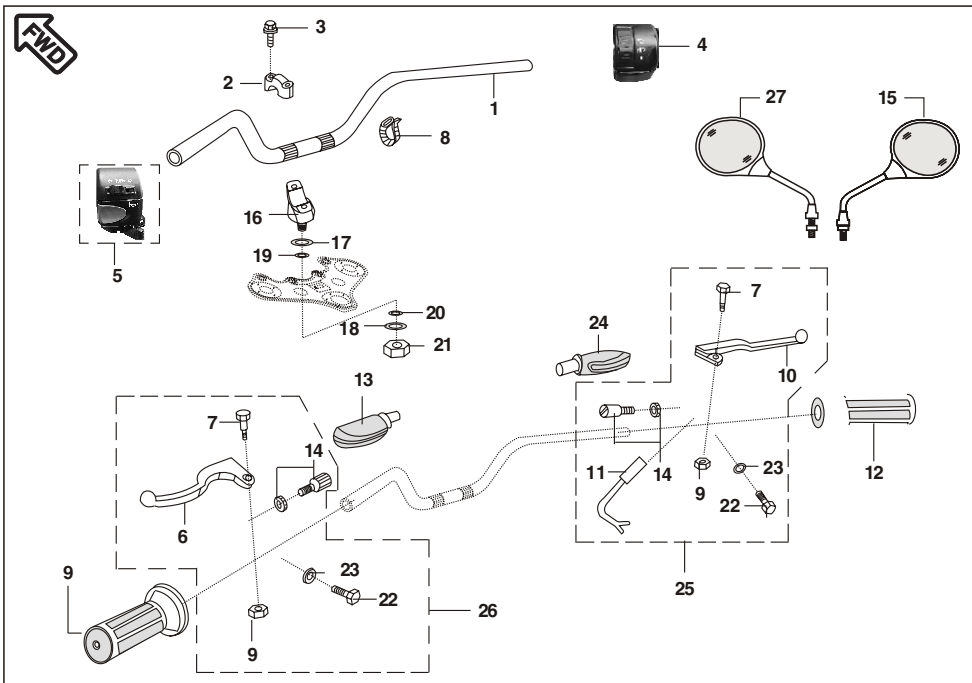




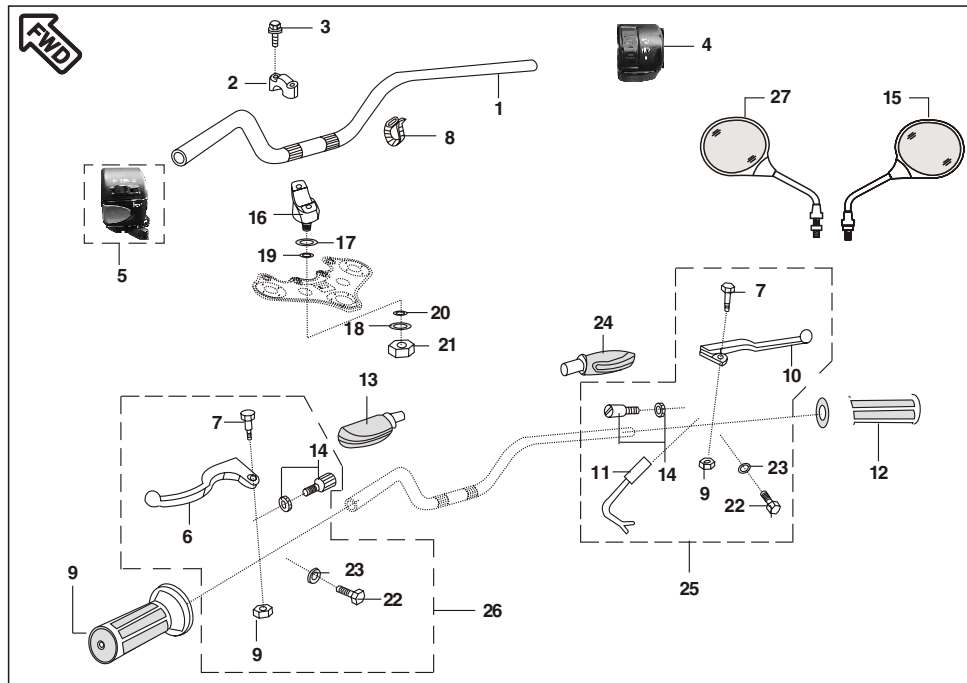
| No. | Part No.   | Description                 | Qty/<br>Veh. | Remarks        |
|-----|------------|-----------------------------|--------------|----------------|
| 16  | 31 15 1024 | Panel Rear Brake            | 1            |                |
| 17  | 30 15 1038 | Ring O                      | 1            |                |
| 18  | 31 15 1037 | Lever Brake                 | 1            |                |
| 19  | 39 0775 04 | Bolt                        | 1            |                |
| 20  | 31 15 1001 | Axle                        | 1            |                |
| 21  | 39 0714 11 | Washer Plain                | 1            |                |
| 22  | DH 1710 19 | Nut Castle                  | 1            |                |
| 23  | DM 1510 09 | Sprocket 47 T               | 1            | Upto Dec. 05   |
|     | DU 1510 27 | Sprocket 42 T               | 1            | w.e.f. Jan. 06 |
| 24  | 30 1510 05 | Indicator                   | 1            |                |
| 25  | 31 1510 30 | Collar                      | 1            |                |
| 26  | 31 1510 27 | Coupling                    | 1            |                |
| 27  | 31 1510 28 | Sleeve                      | 1            |                |
| 28  | DM 1510 05 | Chain 114 Link              | 1            | Upto Dec. 05   |
|     | DF 1510 23 | Chain 112 Link              | 1            | w.e.f. Jan. 06 |
| 29  | DX 1510 81 | Drive Chain Connecting Link | 1            |                |



| No. | Part No.   | Description                | Qty/<br>Veh. | Remarks |
|-----|------------|----------------------------|--------------|---------|
| 1   | 39 0808 08 | Split pin                  | 1            |         |
| 2   | 39 0198 11 | Plain Washer               | 2            |         |
| 3   | DM 1910 10 | Rod Brake (for 130mm Drum) | 1            |         |
|     | DU 1910 30 | Rod Brake (for 110mm Drum) |              |         |
| 4   | 30 19 1038 | Pin                        | 1            |         |
| 5   | DM 1910 16 | Lever Brake Tubular        | 1            |         |
| 6   | 39 0805 11 | Washer Plain               | 1            |         |
| 7   | 39 0797 08 | Pin Cotter                 | 1            |         |
| 8   | 30 19 1031 | Spring                     | 1            |         |
| 9   | 30 1910 35 | Spring                     | 1            |         |
| 10  | 39 0807 08 | Pin Snap                   | 2            |         |
| 11  | 39 0708 15 | Nut Hex.                   | 2            |         |
| 12  | 39 0789 12 | Washer Spring              | 2            |         |
| 13  | 30 1910 38 | Pin                        | 1            |         |
| 14  | 30 1910 36 | Brake adjusting nut        | 1            |         |
| 15  | 30 1510 95 | Bolt                       | 2            |         |
| 16  | DD 1510 14 | Torque rod                 | 1            |         |
| 17  | DD 1610 78 | Damper                     | 1            |         |

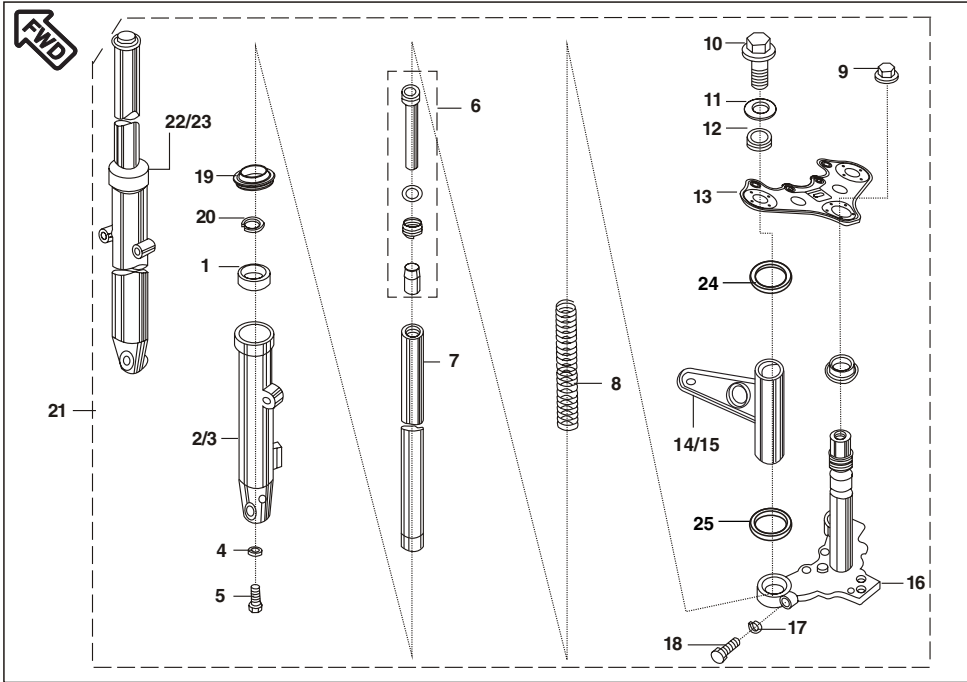


| No. | Part No.   | Description         | Qty/<br>Veh. | Remarks          |
|-----|------------|---------------------|--------------|------------------|
| 1   | DF 1811 17 | Handle              | 1            |                  |
| 2   | FD 1810 30 | Holder Handle Upper | 2            |                  |
| 3   | 39 1074 04 | Flanged Bolt        | 4            |                  |
| 4   | DF 2010 53 | Control Switch RH   | 1            |                  |
| 5   | DU 1910 33 | Control Switch LH   | 1            |                  |
| 6   | DU 1910 35 | Lever grip - Left   | 1            |                  |
| 7   | 39 0830 01 | Stud Lever handle   | 2            |                  |
| 8   | 30 1910 48 | Band                | 2            |                  |
| 9   | DF 1910 26 | Grip - Left hand    | 1            |                  |
| 10  | DF 1910 66 | Lever grip - Right  | 1            |                  |
| 11  | DD 2011 70 | Front brake switch  | 1            |                  |
| 12  | DF 1910 27 | Grip - Right hand   | 1            |                  |
| 13  | DM 1910 14 | Boot For Lever LH   | 1            |                  |
| 14  | 36 DU19 01 | Cable Adjuster kit  | 1            | Ref. Page No. 51 |
| 15  | DF 2210 07 | Mirror RH           | 1            |                  |

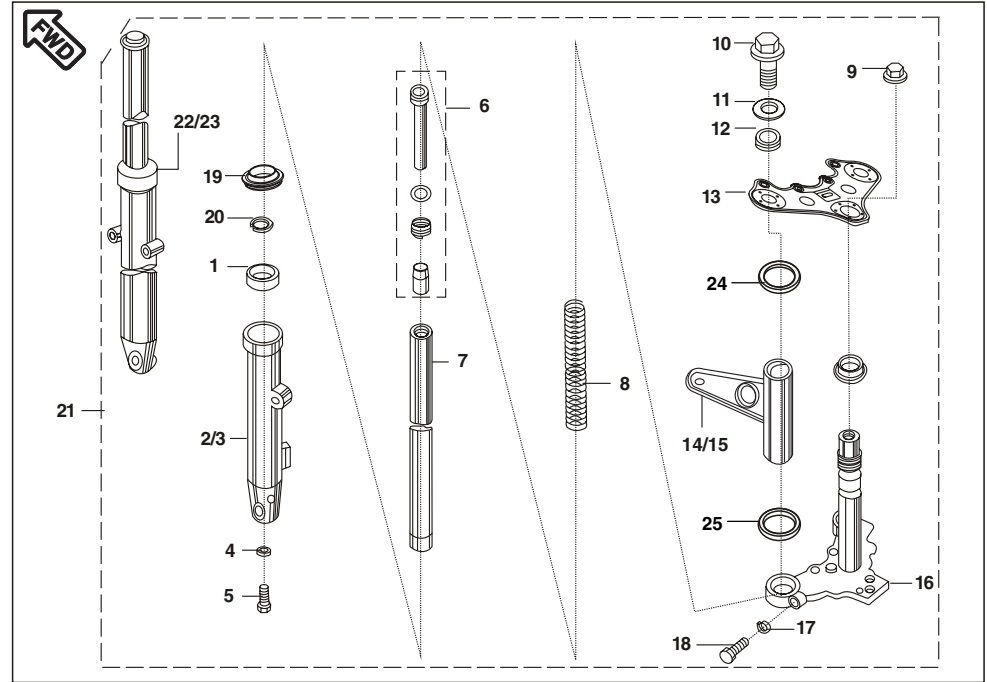


| No. | Part No.   | Description          | Qty/<br>Veh. | Remarks |
|-----|------------|----------------------|--------------|---------|
| 16  | FD 1810 31 | Holder Handle Lower  | 2            |         |
| 17  | DF 1810 91 | Damper Handle Upper  | 2            |         |
| 18  | DF 1810 92 | Damper Handle Lower  | 2            |         |
| 19  | FD 1810 19 | Washer Plain Upper   | 2            |         |
| 20  | FD 1810 20 | Washer Plain Lower   | 2            |         |
| 21  | 39 0422 15 | Nylock Nut           | 2            |         |
| 22  | 39 0725 04 | Hex.Bolt             | 2            |         |
| 23  | 39 0198 11 | Plain Washer         | 2            |         |
| 24  | DM 1910 15 | Boot For Lever RH    | 1            |         |
| 25  | DU 1910 31 | Lever Assly. grip RH | 1            |         |
| 26  | DU 1910 33 | Lever Assly. grip LH | 1            |         |
| 27  | DF 2210 37 | Mirror LH            | 1            |         |

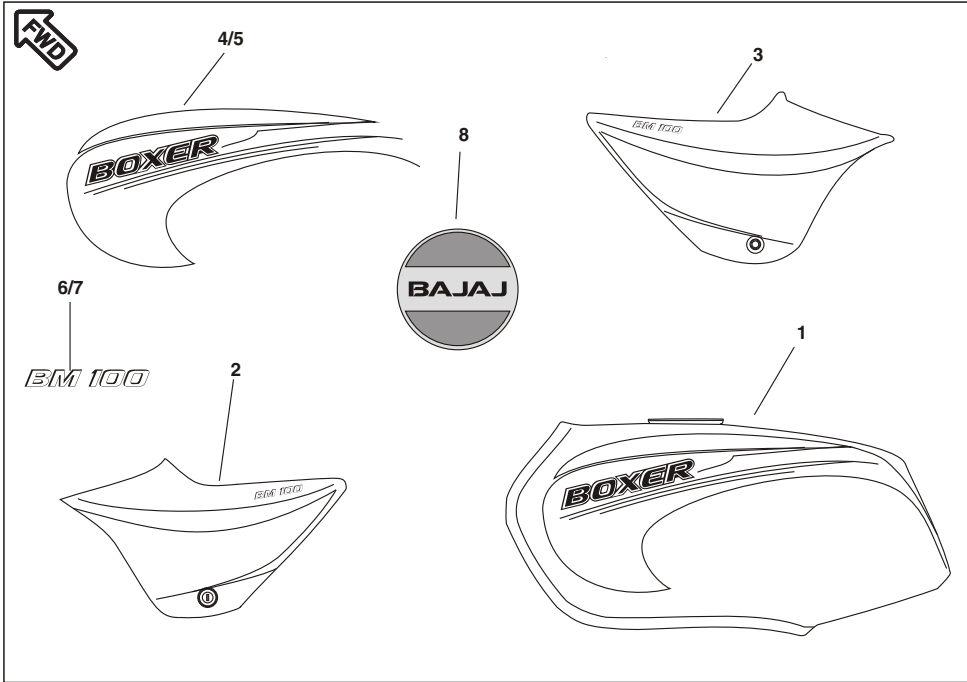




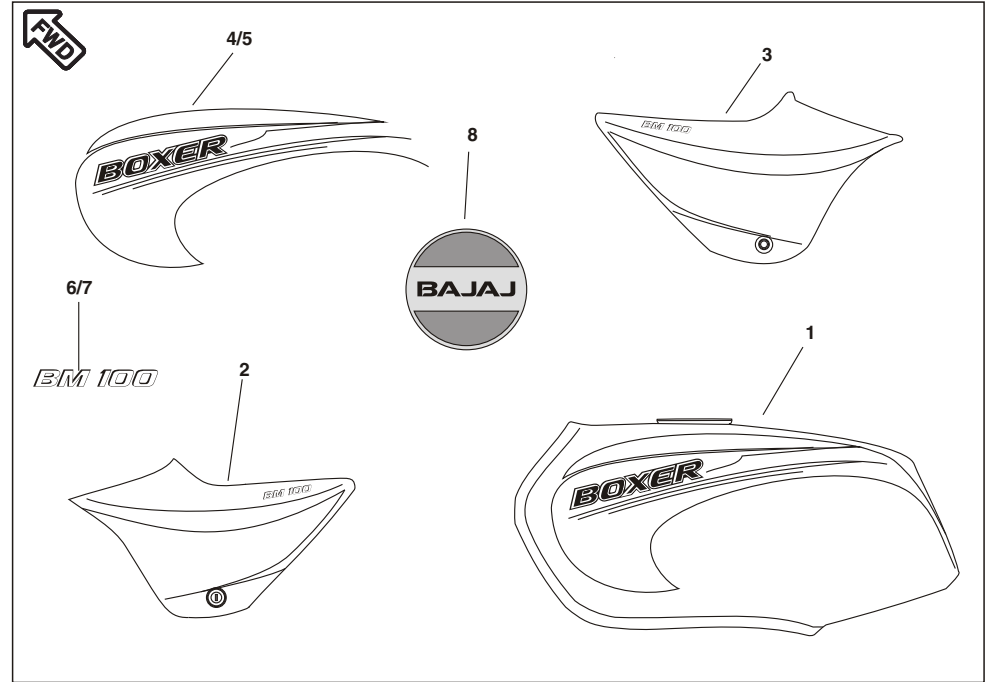
| No. | Part No.   | Description            | Qty/<br>Veh. | Remarks |
|-----|------------|------------------------|--------------|---------|
| 1   | DL 1810 80 | Seal Oil               | 1            |         |
| 2   | DD 1810 31 | Pipe Left Fork Outer   | 1            |         |
| 3   | DD 1810 34 | Pipe Right Fork Outer  | 1            |         |
| 4   | 30 1810 26 | Gasket                 | 2            |         |
| 5   | 30 1810 25 | Bolt                   | 2            |         |
| 6   | 31 1810 15 | Cyl. Complete Fork     | 2            |         |
| 7   | DM 1810 36 | Pipe Comp. Susp. Inner | 2            |         |
| 8   | DE 1810 31 | Spring Front Fork      | 2            |         |
| 9   | FD 1810 12 | Cap Special Nut        | 1            |         |
| 10  | 31 1811 20 | Bolt Fork              | 2            |         |
| 11  | 30 1810 29 | Ring 'O'               | 2            |         |
| 12  | DF 1810 85 | Seat Fork Spring       | 2            |         |
| 13  | DF 1810 77 | Holder Fork Upper      | 1            |         |
| 14  | DM 1810 39 | Cover Fork RH          | 1            |         |
| 15  | DM 1810 38 | Cover Fork LH          | 1            |         |



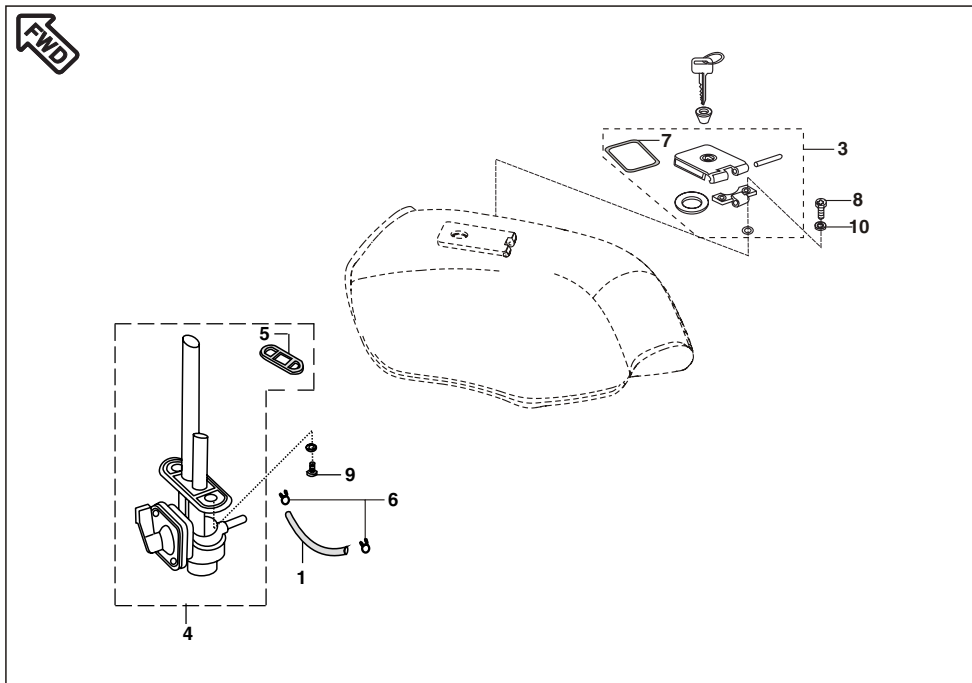
| No. | Part No.   | Description        | Qty/<br>Veh. | Remarks |
|-----|------------|--------------------|--------------|---------|
| 16  | DF 1810 83 | Holder Fork Under  | 1            |         |
| 17  | 39 0789 12 | Washer Spring      | 2            |         |
| 18  | 39 1813 04 | Bolt Hex.          | 2            |         |
| 19  | DD 1810 11 | Dust seal          | 2            |         |
| 20  | 30 1810 23 | Ring snap          | 2            |         |
| 21  | DM 1810 28 | Front Fork         | 1            |         |
| 22  | DM 1810 29 | Damper Assly.LH    | 1            |         |
| 23  | DM 1810 30 | Damper Assly.RH    | 1            |         |
| 24  | DD 1810 91 | Cover Trail Top    | 2            |         |
| 25  | DD 1810 90 | Cover Trail Bottom | 2            |         |



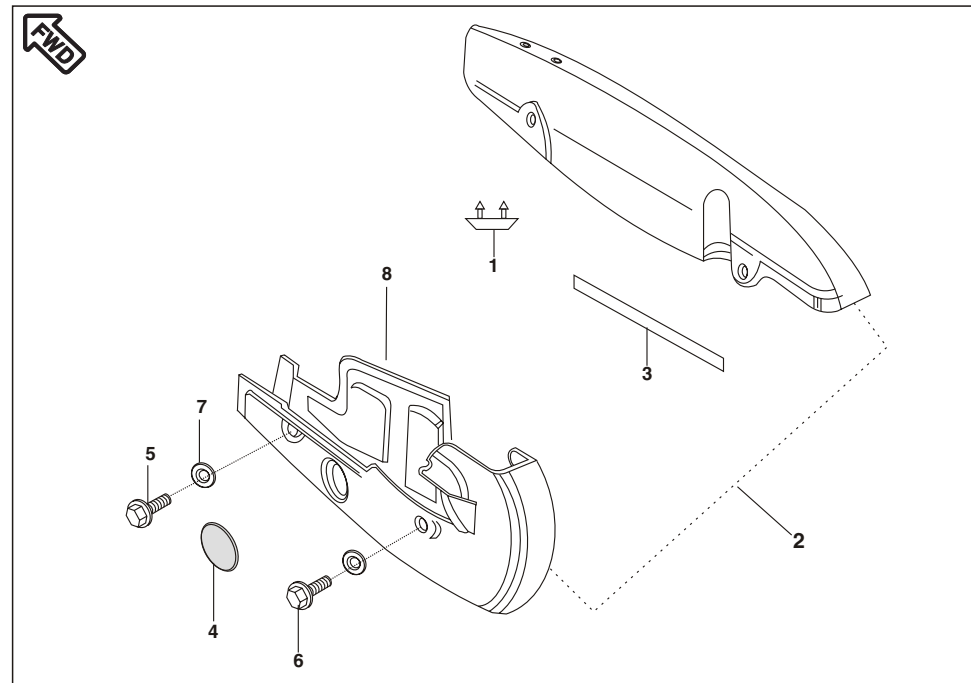
| No. | Part No.   | Description               | Qty/<br>Veh. | Remarks            |
|-----|------------|---------------------------|--------------|--------------------|
| 1   | DM 7101 1G | Tank Fuel with Decal      | 1            | Crescent Blue      |
|     | DM 7101 2V | Tank Fuel with Decal      | 1            | C Wine Red         |
|     | DM 7106 22 | Tank Fuel with Decal      | 1            | Jet Black          |
| 2   | DM 7301 1G | Side Cover LH + New Decal | 1            | Crescent Blue      |
|     | DM 7301 2V | Side Cover LH + New Decal | 1            | Cock Tail Wine Red |
|     | DM 7307 22 | Side Cover LH + New Decal | 1            | Jet Black          |
| 3   | DM 7302 1G | Side Cover RH + New Decal | 1            | Crescent Blue      |
|     | DM 7302 2V | Side Cover RH + New Decal | 1            | Cock Tail Wine Red |
|     | DM 7308 22 | Side Cover RH + New Decal | 1            | Jet Black          |
| 4   | DM 1410 38 | Decal Tank LH Red Body    | 1            | Cocktail Wine Red  |
|     | DM 1410 40 | Decal Tank LH Blue Body   | 1            | Crescent Blue      |
|     | DM 1410 42 | Decal Tank LH Black Body  | 1            | Ebony Black        |



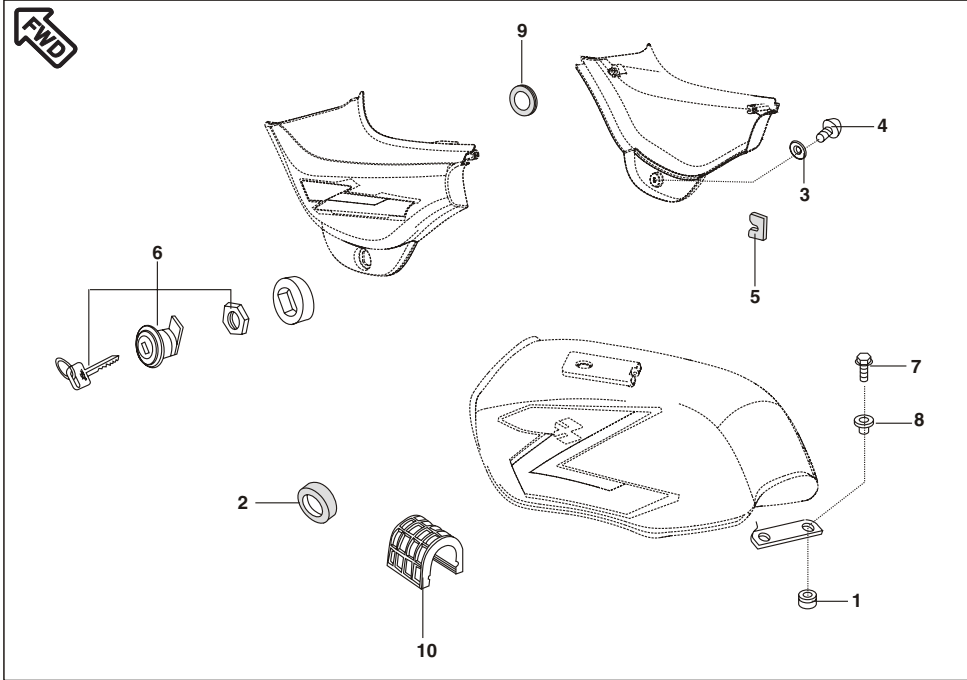
| No. | Part No.   | Description              | Qty/<br>Veh. | Remarks           |
|-----|------------|--------------------------|--------------|-------------------|
| 5   | DM 1410 39 | Decal Tank RH Red Body   | 1            | Cocktail Wine Red |
|     | DM 1410 41 | Decal Tank RH Blue Body  | 1            | Crescent Blue     |
|     | DM 1410 43 | Decal Tank RH Black Body | 1            | Ebony Black       |
| 6   | DM 1611 52 | Decal Side Cover LH      | 1            | For All Colors    |
| 7   | DM 1611 53 | Decal Side Cover RH      | 1            | For All Colors    |
| 8   | DU 1011 88 | Decal Clutch Cover       | 1            |                   |



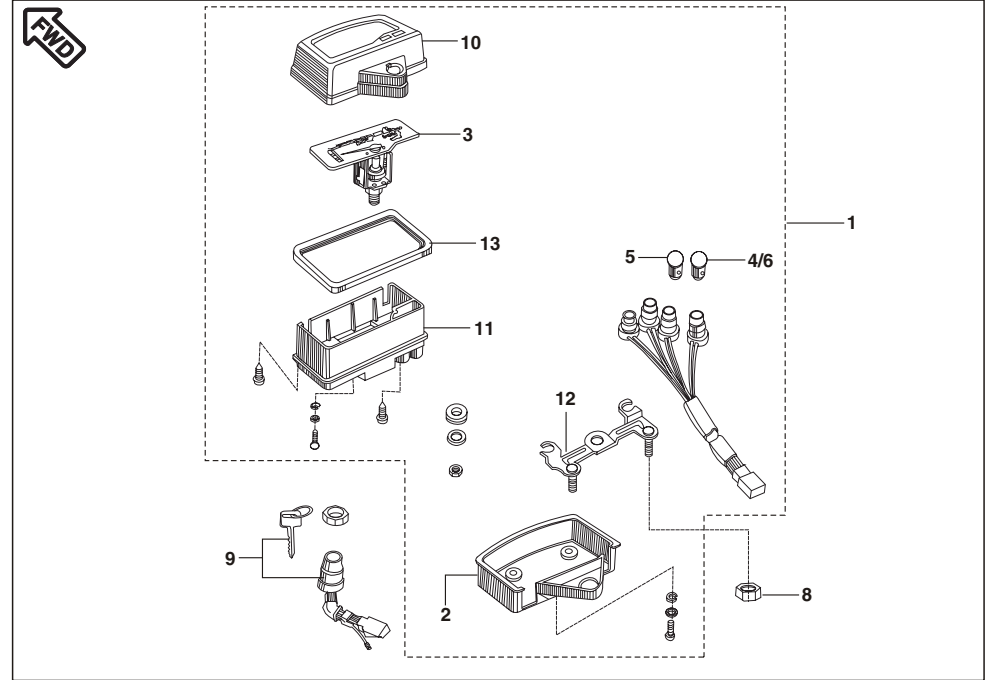
| No. | Part No.   | Description              | Qty/<br>Veh. | Remarks |
|-----|------------|--------------------------|--------------|---------|
| 1   | DU 1410 41 | Tube Fuel                | 1            |         |
| 2   | DF 1810 24 | Lock set Assly. (3 IN 1) | 1            | (N.I.)  |
| 3   | DF 1411 20 | Cap Assly. Tank          | 1            |         |
| 4   | DU 1412 28 | Tap Assly.               | 1            |         |
| 5   | 30 1410 39 | Packing For Tap          | 1            |         |
| 6   | 33 1410 08 | Clamp Tube               | 2            |         |
| 7   | 30 1410 52 | Packing (For Cap)        | 1            |         |
| 8   | 39 0761 01 | Screw Pan Cross          | 2            |         |
| 9   | DD 1412 27 | Bolt Flanged             | 2            |         |
| 10  | 30 1410 31 | O Ring                   | 2            |         |



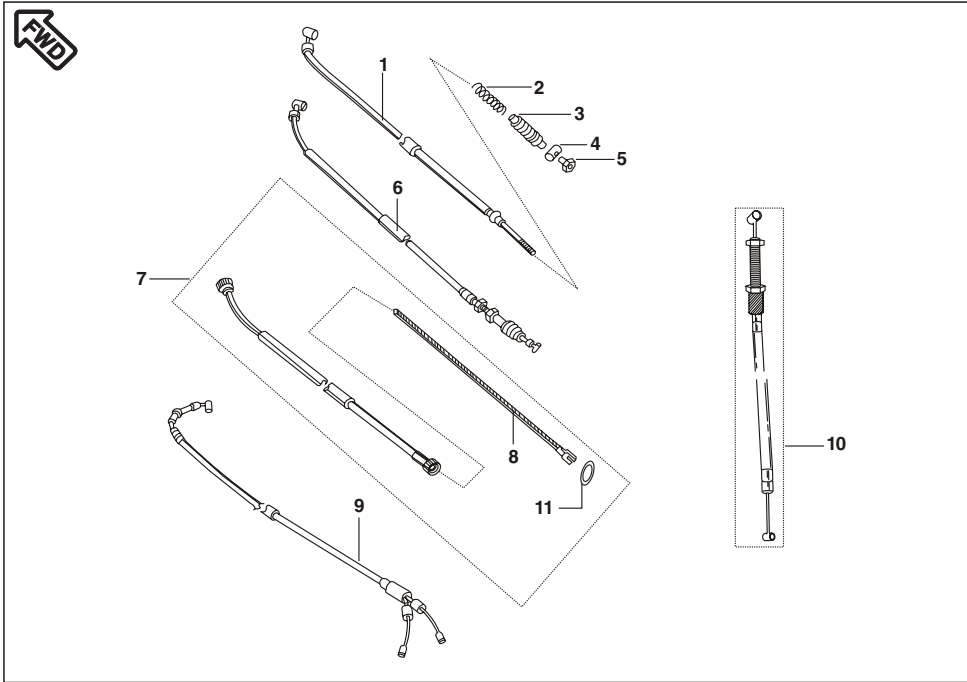
| No. | Part No.   | Description     | Qty/<br>Veh. | Remarks        |
|-----|------------|-----------------|--------------|----------------|
| 1   | 30 16 1271 | Rubber Pad      | 1            |                |
| 2   | 52 DM01 59 | Kit Chain Case  | 1            |                |
| 3   | DF 1614 15 | Trim case chain | 1            |                |
| 4   | DF 1614 16 | Rubber Cap      | 1            |                |
| 5   | 39 2475 04 | Flanged Bolt    | 2            |                |
| 6   | 39 2473 04 | Flanged Bolt    | 2            |                |
| 7   | 39 1211 11 | Washer plain    | 1            | For case chain |



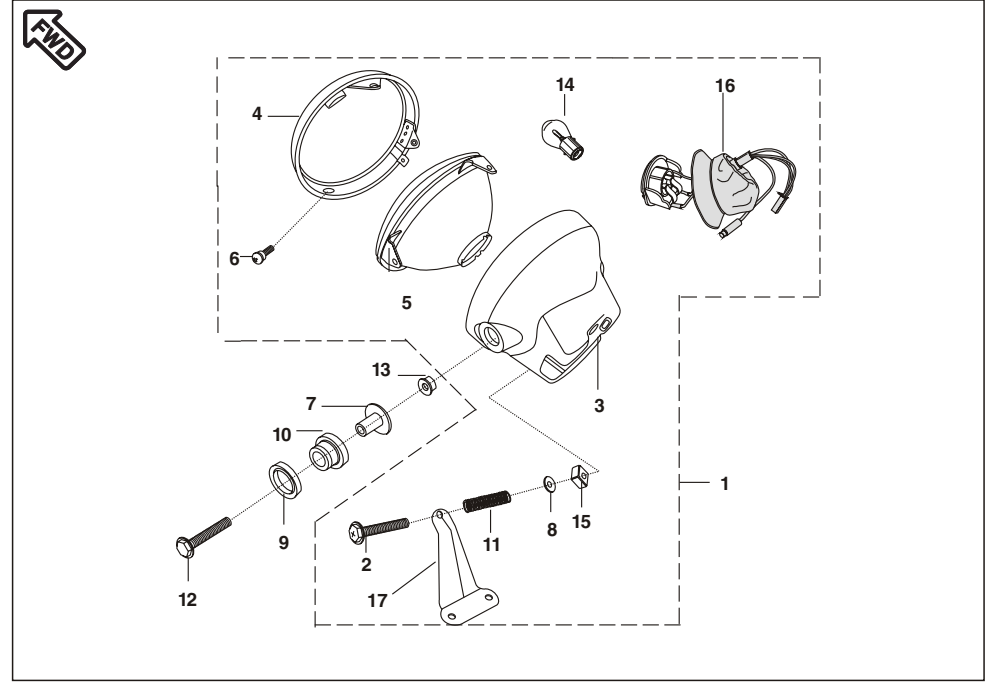
| No. | Part No.   | Description         | Qty/<br>Veh. | Remarks |
|-----|------------|---------------------|--------------|---------|
| 1   | DF 1411 29 | Damper              | 1            | N.I.    |
| 2   | 30 1611 69 | Grommet             | 2            |         |
| 3   | 39 1789 24 | Washer Nylon        | 1            |         |
| 4   | DG 1611 21 | Screw               | 1            |         |
| 5   | DU 1611 02 | Damper              | 1            |         |
| 6   | DF 1810 24 | Lock set (4 in 1)   | 1            |         |
| 7   | DL 1410 35 | Flange Bolt         | 1            |         |
| 8   | 39 1054 11 | Plain Washer        | 1            |         |
| 9   | DL 1610 17 | Damper - cover side | 2            |         |
| 10  | DF 1411 30 | Damper              | 1            |         |



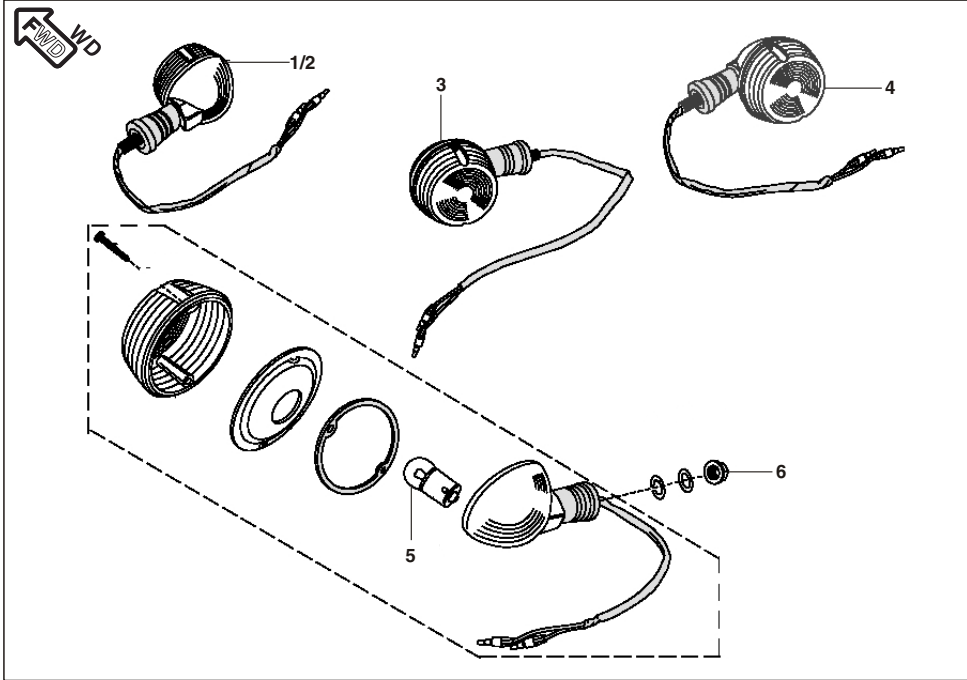
| No. | Part No.   | Description                                       | Qty/<br>Veh. | Remarks       |
|-----|------------|---|--------------|---------------|
| 1   | 31 1910 12 | Meter Assly/ Lamp                                 | 1            | N.I. 3 in one |
| 2   | 31 1910 21 | Cover Meter Lower Black                           | 1            |               |
| 3   | 31 1910 18 | Speedometer                                       | 1            |               |
| 4   | DJ 2010 72 | Lamp 12V 5W                                       | 1            |               |
| 5   | 30 2010 84 | Lamp 12V 2W                                       | 2            |               |
| 6   | DJ 2010 72 | Lamp 12V 5W                                       | 1            |               |
| 7   | DF 1810 24 | Lock Set  | 1            |               |
| 8   | 39 0798 15 | Nut   | 1            |               |
| 9   | DF 1810 24 | Lock Set Steering, P.Tank,<br>Side cover, DC Ing. | 1            |               |
| 10  | 31 1910 17 | Cover meter case upper                            | 1            |               |
| 11  | 31 1910 20 | Cover (white)                                     | 1            | Black         |
| 12  | 31 1910 14 | Bracket Meter                                     | 1            |               |
| 13  | 31 1910 19 | Gasket Rubber                                     | 1            |               |



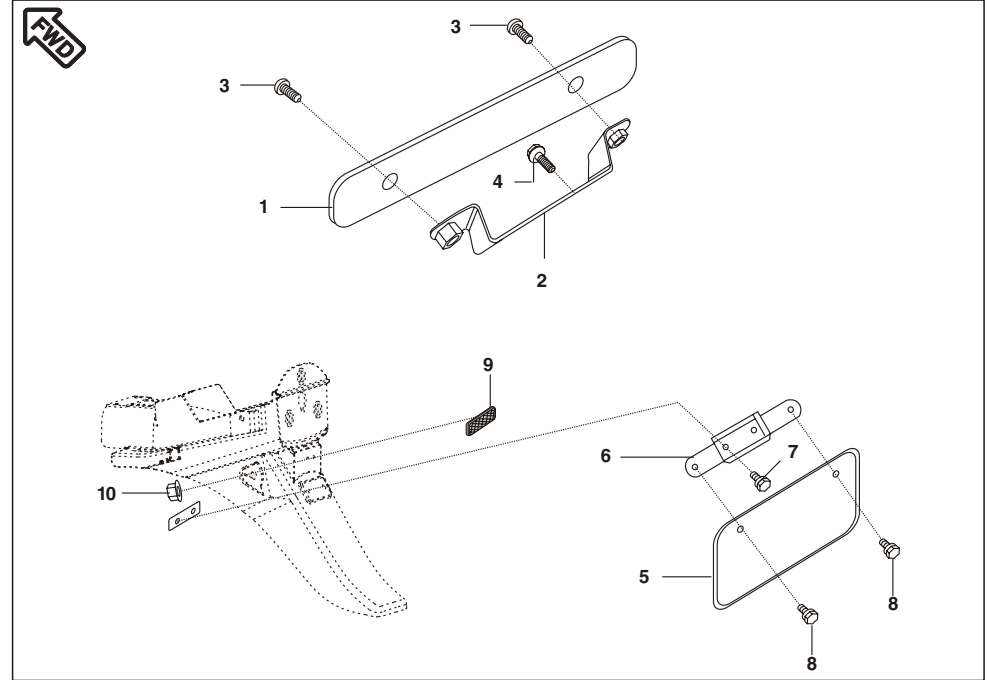
| No. | Part No.   | Description        | Qty/<br>Veh. | Remarks    |
|-----|------------|--------------------|--------------|------------|
| 1   | DU 1910 41 | Cable Brake (FR)   | 1            |            |
| 2   | 30 19 1070 | Spring             | 1            |            |
| 3   | 30 19 1069 | Dust Seal          | 1            |            |
| 4   | 30 19 1071 | Rod End            | 1            |            |
| 5   | 30 19 1072 | Adjusting Nut      | 1            |            |
| 6   | DM 1910 17 | Cable Clutch       | 1            |            |
| 7   | DU 1910 13 | Cable Speedometer  | 1            | Old<br>New |
| 8   | DZ 1910 14 | Cable Speedometer  | 1            |            |
| 9   | DZ 1910 19 | Inner Cable Speedo | 1            |            |
| 9   | DM 1910 05 | Cable Throttle     | 1            |            |
| 10  | DM 1910 02 | Cable starter      | 1            |            |
| 11  | 39 1561 21 | "O" Ring           | 1            |            |



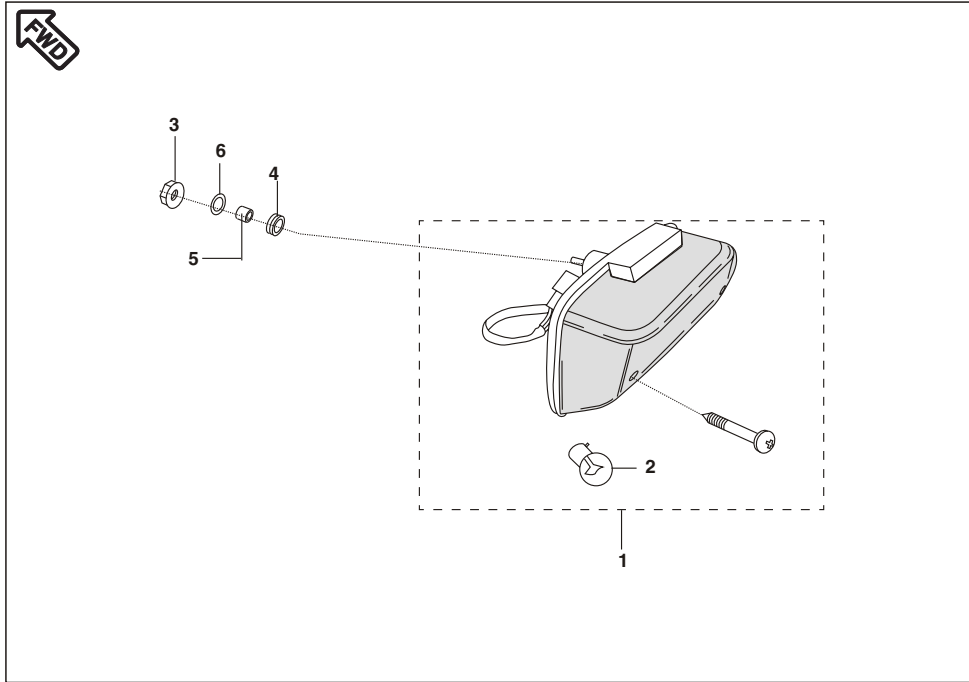
| No. | Part No.   | Description                 | Qty/<br>Veh. | Remarks |
|-----|------------|-----------------------------|--------------|---------|
| 1   | DM 2010 22 | Head light assly with lamp  | 1            |         |
| 2   | DD 2010 45 | Screw                       | 1            |         |
| 3   | DU 2010 57 | Head Light Housing          | 1            |         |
| 4   | DJ 2010 46 | Head Light Rim              | 1            |         |
| 5   | DJ 2010 51 | Reflector with Lens         | 1            |         |
| 6   | DU 2010 29 | Special Screw               | 2            |         |
| 7   | DU 2010 60 | Collar                      | 2            |         |
| 8   | DD 2010 47 | Washer                      | 1            |         |
| 9   | DD 2010 10 | Damper                      | 2            |         |
| 10  | DD 2010 09 | Damper                      | 2            |         |
| 11  | DD 2010 46 | Spring for Adjustment       | 1            |         |
| 12  | 39 1683 04 | Flange Bolt                 | 2            |         |
| 13  | 39 2479 15 | Flange Nut                  | 2            |         |
| 14  | 25 2010 09 | Lamp 12 V 35/35 W           | 1            |         |
| 15  | DD 2010 48 | Nut (Nylon)                 | 1            |         |
| 16  | DF 2010 58 | Lamp Holder (Socket) Assly. | 1            |         |
| 17  | DD 2010 17 | Bracket Head Lamp           | 1            |         |



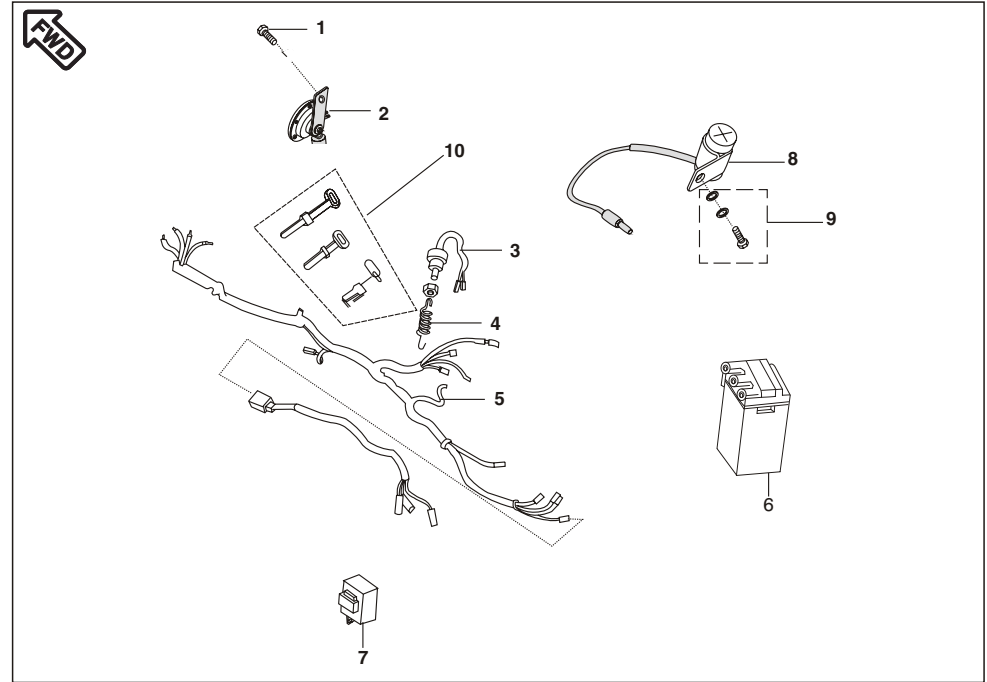
| No. | Part No.   | Description                  | Qty/<br>Veh. | Remarks |
|-----|------------|------------------------------|--------------|---------|
| 1   | DM 2010 28 | Dir. ind. Front RH with Lamp | 1            |         |
| 2   | DM 2010 27 | Dir. ind. Front LH with Lamp | 1            |         |
| 3   | DM 2010 29 | Dir. ind. Rear LH with Lamp  | 1            |         |
| 4   | DM 2010 30 | Dir. ind. Rear RH with Lamp  | 1            |         |
| 5   | 06 2010 83 | Lamp 12 V 10 W               | 4            |         |
| 6   | 39 1225 15 | Hex. Nut                     | 4            |         |



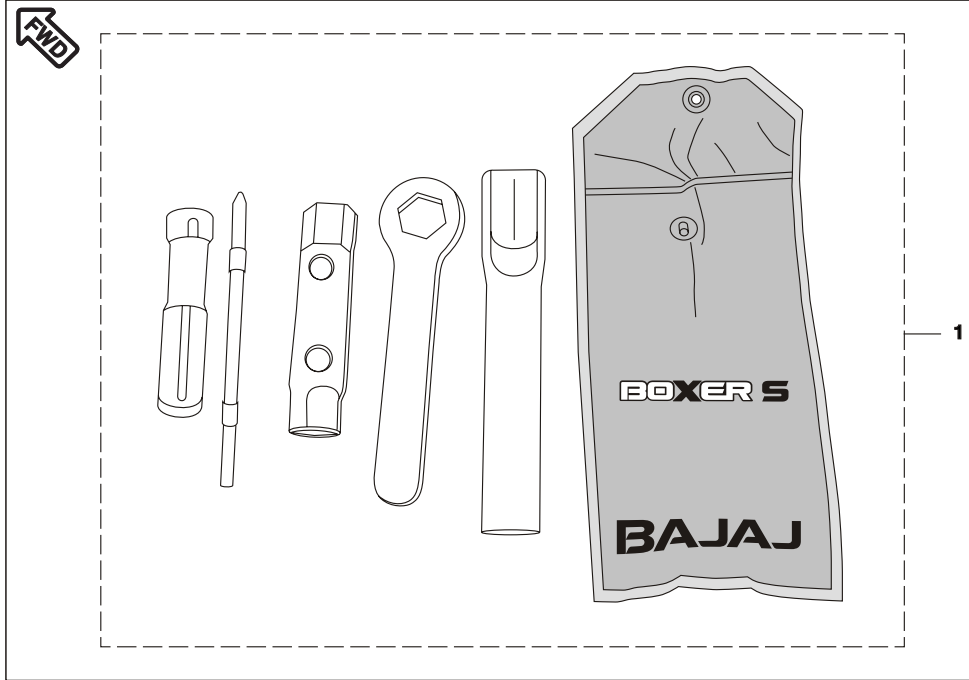
| No. | Part No.   | Description             | Qty/<br>Veh. | Remarks |
|-----|------------|-------------------------|--------------|---------|
| 1   | DP 1611 44 | Front Number plate      | 1            |         |
| 2   | DF 1810 97 | Bracket Front No. Plate | 1            |         |
| 3   | 39 1783 01 | Truss Screw             | 2            |         |
| 4   | 39 2473 04 | Flanged bolt            | 2            |         |
| 5   | DP 1611 45 | Number plate Rear       | 1            |         |
| 6   | DF 1612 48 | Bracket No. Plate       | 1            |         |
| 7   | 39 2476 04 | Hex head bolt / Flange  | 2            |         |
| 8   | 39 2475 04 | Hex. bolt / Flange      | 2            |         |
| 9   | 30 2010 69 | Reflector Reflex        | 1            |         |
| 10  | 39 2484 15 | Flanged Nut             | 1            |         |



| No. | Part No.   | Description                 | Qty/<br>Veh. | Remarks             |
|-----|------------|-----------------------------|--------------|---------------------|
| 1   | DF 2011 38 | Tail Light Assly. with lamp | 1            | For Mtg. Tail light |
| 2   | 20 2010 29 | Lamp 12 V, 21/5W            | 1            |                     |
| 3   | 39 2430 15 | Hex Nut. / Flange           | 2            |                     |
| 4   | DD 2010 11 | Damper                      | 2            |                     |
| 5   | 31 2010 01 | Collar                      | 2            |                     |
| 6   | 39 2429 11 | Plain Washe                 | 2            |                     |



| No. | Part No.   | Description            | Qty/<br>Veh. | Remarks                |
|-----|------------|------------------------|--------------|------------------------|
| 1   | 39 1940 04 | Flanged Bolt           | 1            | Nigeria<br>Non Nigeria |
| 2   | JW 4016 00 | Horn                   | 1            |                        |
| 3   | 31 2010 79 | Switch Rear Brake      | 1            |                        |
| 4   | 30 2010 74 | Spring Brake Switch    | 1            |                        |
| 5   | DM 2010 32 | Wiring Harness         | 1            |                        |
|     | DM 2010 33 | Wiring Harness         | 1            |                        |
| 6   | 31 2010 27 | Battery                | 1            |                        |
| 7   | DS 2010 25 | Relay assly.           | 1            |                        |
| 8   | DU 2010 63 | Capacitor Electrolytic | 1            |                        |
| 9   | 39 2473 04 | Hex Head Bolt / Flange | 1            |                        |
| 10  | 30 1910 48 | Band                   | 3            |                        |

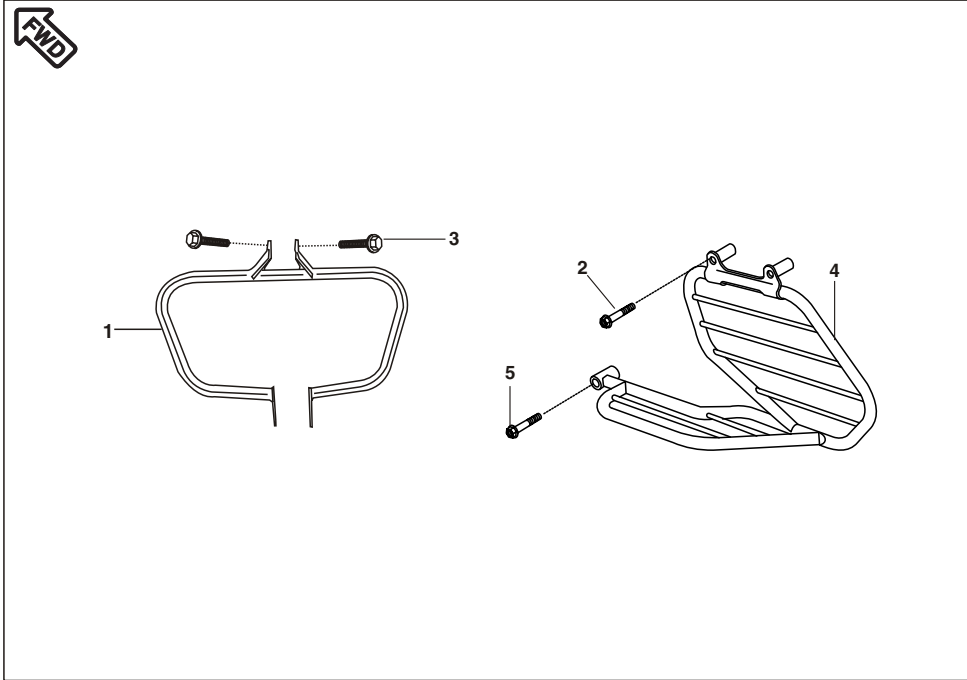


| No. | Part No.   | Description | Qty/<br>Veh. | Remarks |
|-----|------------|-------------|--------------|---------|
| 1   | DM 2210 13 | Tool Kit    | 1            |         |



| No. | Part No.   | Description                               | Qty/<br>Veh. | Remarks     |
|-----|------------|---|--------------|-------------|
| 1   | DM 2110 21 | Seat assly.                               | 1            | Nigeria     |
|     | DM 2110 18 | Seat Assly. Rear Hook + Front End Bolting | 1            | Non Nigeria |
| 2   | 39 1802 04 | Hex. Soc. Hd. Bolt                        | 2            |             |
| 3   | 39 1211 11 | Washer                                    | 2            |             |





| No. | Part No.   | Description        | Qty/<br>Veh. | Remarks                |
|-----|------------|--------------------|--------------|------------------------|
| 1   | DZ 2210 03 | Leg guard          | 1            | For mounting Leg guard |
| 2   | 39 1814 04 | Bolt Flanged       | 1            |                        |
| 3   | 39 1940 04 | Flanged Bolt       | 2            |                        |
| 4   | DF 2210 54 | Saree Guard        | 1            |                        |
| 5   | 39 1608 04 | Hex. soc. hd. bolt | 2            |                        |

| Sr. No. | Kit Part No. | Kit Description         | Consisting of Following Parts |                              |          |
|---------|--------------|-------------------------|-------------------------------|------------------------------|----------|
|         |              |                         | Part No.                      | Description                  | Qty./Kit |
| 1       | 36DU1001     | O Ring Kit              | 39102021                      | O Ring                       | 2        |
|         |              |                         | 39256921                      | O Ring                       | 1        |
| 2       | 36311008     | Collet Seal Oil Kit     | 31101019                      | Collet                       | 4        |
|         |              |                         | 39103519                      | Oil Seal                     | 2        |
|         |              |                         | 31101045                      | Seat Spring                  | 2        |
| 3       | 36311028     | Valve Kit               | DD101134                      | Valve Intake                 | 1        |
|         |              |                         | DD101135                      | Valve Exhaust                | 1        |
| 4       | 36311006     | Chain Guide Kit         | 31101026                      | Guide Chain RH               | 1        |
|         |              |                         | 31101025                      | Guide Chain LH               | 1        |
| 5       | 36DU1004     | Gear Lever Spring Kit   | 31101055                      | Spring                       | 1        |
|         |              |                         | 31101054                      | Spring                       | 1        |
|         |              |                         | DU101084                      | Spring                       | 1        |
| 6       | 36DU1007     | Boss Kick Kit           | 30101233                      | Boss Kick                    | 1        |
|         |              |                         | 30101234                      | Spring                       | 1        |
|         |              |                         | 30101236                      | Ball Steel                   | 1        |
|         |              |                         | 30101235                      | Pin                          | 1        |
|         |              |                         | 39085517                      | E - Type Circlip             | 1        |
| 7       | 36DU1201     | Air Filter Kit          | DM121007                      | O Ring for Air Filter        | 1        |
|         |              |                         | DM121004                      | Cap                          | 1        |
|         |              |                         | 01110609                      | Plain Washer                 | 4        |
|         |              |                         | 39083001                      | Screw Pan cross              | 4        |
|         |              |                         | DF161426                      | Bolt Steeped Flanged         | 2        |
| 8       | 36311803     | Bearing Cone kit        | DH181025                      | Bearing Cone                 | 1        |
|         |              |                         | DH181026                      | Bearing race                 | 1        |
|         |              |                         | DH181024                      | Upper Bearing Race           | 1        |
|         |              |                         | DH181023                      | Bearing Cone                 | 1        |
| 9       | 36DF1701     | Rubber - Inner Bush Kit | 30171030                      | Rubber Bush                  | 4        |
|         |              |                         | 30171031                      | Inner Bush                   | 4        |
| 10      | 36DU1601     | Chain Case Kit          | 52DU0175                      | Case Chain Upper Assly.      | 1        |
|         |              |                         | 52DU0176                      | Case Chain Lower Assly.      | 1        |
| 11      | 36DU1503     | Gear Meter Screw Kit    | 31151064                      | Speedo Gear (22T)            | 1        |
|         |              |                         | 30151041                      | Gear Meter Screw             | 1        |
| 12      | 36DM0001     | Chain Sprocket Kit      | DF151023                      | Chain (112 Links)            | 1        |
|         |              |                         | DJ151018                      | Sprocket (42 T)              | 1        |
|         |              |                         | DX101052                      | Sprocket 0/P                 | 1        |
| 13      | 36DU1506     | Rear Wheel Bearing Kit  | 39236220                      | Bearing Ball :- 12 X 37 X 12 | 1        |
|         |              |                         | 39239620                      | Bearing Ball :- 12 X 32 X 10 | 1        |
| 14      | 36DU1901     | Cable Adjuster Kit      | 30191017                      | Nut                          | 2        |
|         |              |                         | DD191147                      | Screw                        | 2        |
| 15      | 36DU1202     | Idling Screw Kit        | DU121024                      | Screw Idling (Stop Screw)    | 1        |





## Part Index

**BOXER**  
*EM 100*

| Part No. | Figure No. | Page No. |
|----------|------------|----------|
| 31101191 | 1          | 7        |
| 31101192 | 5          | 7        |
| 31101295 | 3          | 12       |
| 31111058 | 9          | 20       |
| 31121029 | 5          | 17       |
| 31151001 | 20         | 32       |
| 31151004 | 3          | 27       |
| 31151011 | 15         | 27       |
| 31151014 | 22         | 28       |
| 31151018 | 12         | 31       |
| 31151021 | 10         | 31       |
| 31151023 | 15         | 31       |
| 31151024 | 16         | 32       |
| 31151026 | 9          | 29       |
| 31151026 | 9          | 31       |
| 31151027 | 26         | 32       |
| 31151028 | 27         | 32       |
| 31151029 | 3          | 31       |
| 31151030 | 25         | 30       |
| 31151030 | 25         | 32       |
| 31151036 | 12         | 27       |
| 31151037 | 18         | 32       |
| 31151060 | 18         | 28       |
| 31151060 | 14         | 31       |
| 31161007 | 13         | 17       |
| 31171006 | 7          | 22       |
| 31171012 | 16         | 22       |
| 31181015 | 6          | 36       |
| 31181120 | 10         | 36       |
| 31191002 | 2          | 21       |
| 31191012 | 1          | 43       |
| 31191014 | 12         | 43       |
| 31191017 | 10         | 43       |
| 31191018 | 3          | 43       |
| 31191019 | 13         | 43       |
| 31191020 | 11         | 43       |
| 31191021 | 2          | 43       |
| 31201001 | 5          | 48       |
| 31201003 | 7          | 49       |
| 31201027 | 6          | 49       |
| 31201079 | 3          | 49       |
| 31201081 | 9          | 10       |
| 33141008 | 6          | 40       |
| 36311006 | 1          | 3        |

| Part No. | Figure No. | Page No. |
|----------|------------|----------|
| 36311008 | 8          | 2        |
| 36311028 | 9          | 2        |
| 36314001 | 5          | 21       |
| 36314002 | 6          | 21       |
| 36DD4001 | 4          | 4        |
| 36DF1701 | 5          | 22       |
| 36DM0001 | 1          | 29       |
| 36DU1001 | 1          | 1        |
| 36DU1004 | 3          | 8        |
| 36DU1007 | 6          | 15       |
| 36DU1201 | 6          | 17       |
| 36DU1202 | 7          | 16       |
| 36DU1203 | 8          | 16       |
| 36DU1204 | 5          | 16       |
| 36DU1205 | 6          | 16       |
| 36DU1206 | 4          | 16       |
| 36DU1503 | 4          | 27       |
| 36DU1505 | 1          | 29       |
| 36DU1505 | 1          | 31       |
| 36DU1506 | 7          | 29       |
| 36DU1506 | 7          | 31       |
| 36DU1901 | 14         | 34       |
| 36DU4003 | 1          | 31       |
| 36DU4017 | 1          | 31       |
| 39019811 | 2          | 33       |
| 39019811 | 23         | 35       |
| 39020111 | 8          | 22       |
| 39024811 | 2          | 9        |
| 39024811 | 6          | 22       |
| 39024811 | 7          | 27       |
| 39029215 | 4A         | 22       |
| 39042215 | 5          | 23       |
| 39042215 | 21         | 35       |
| 39045411 | 17         | 22       |
| 39055302 | 18         | 22       |
| 39070201 | 5          | 2        |
| 39070201 | 7          | 10       |
| 39070311 | 10         | 10       |
| 39070815 | 11         | 33       |
| 39071111 | 13         | 22       |
| 39071111 | 7          | 24       |
| 39071215 | 1          | 22       |
| 39071411 | 3          | 22       |
| 39071411 | 21         | 32       |

## Part Index

**BOXER**  
*EM 100*

| Part No. | Figure No. | Page No. |
|----------|------------|----------|
| 39072504 | 22         | 35       |
| 39073712 | 2          | 22       |
| 39073817 | 14         | 15       |
| 39074501 | 14         | 20       |
| 39074601 | 5          | 8        |
| 39074801 | 10         | 3        |
| 39075301 | 2          | 19       |
| 39076101 | 8          | 40       |
| 39077504 | 10         | 27       |
| 39077504 | 19         | 32       |
| 39078708 | 10         | 23       |
| 39078912 | 12         | 33       |
| 39078912 | 17         | 37       |
| 39079415 | 4          | 29       |
| 39079415 | 4          | 31       |
| 39079708 | 7          | 33       |
| 39079815 | 16         | 28       |
| 39079815 | 6          | 29       |
| 39079815 | 6          | 31       |
| 39079815 | 8          | 43       |
| 39080511 | 6          | 33       |
| 39080708 | 10         | 33       |
| 39080808 | 1          | 33       |
| 39081715 | 8          | 24       |
| 39083001 | 7          | 34       |
| 39084001 | 21         | 28       |
| 39090012 | 26         | 28       |
| 39097804 | 2          | 31       |
| 39098004 | 10         | 14       |
| 39098517 | 5          | 4        |
| 39098608 | 3          | 17       |
| 39098717 | 4          | 6        |
| 39098815 | 8          | 29       |
| 39098815 | 8          | 31       |
| 39099206 | 6          | 7        |
| 39099311 | 9          | 15       |
| 39099511 | 13         | 15       |
| 39099906 | 11         | 3        |
| 39099906 | 6          | 9        |
| 39099906 | 8          | 12       |
| 39099906 | 3          | 13       |
| 39099906 | 4          | 19       |
| 39100006 | 12         | 1        |
| 39100006 | 1          | 4        |

| Part No. | Figure No. | Page No. |
|----------|------------|----------|
| 39100320 | 5          | 20       |
| 39100820 | 6          | 10       |
| 39101321 | 5          | 19       |
| 39101321 | 19         | 28       |
| 39101721 | 14         | 1        |
| 39101721 | 2          | 3        |
| 39101921 | 2          | 12       |
| 39102121 | 5          | 1        |
| 39102304 | 3          | 11       |
| 39102821 | 6          | 20       |
| 39104119 | 5          | 13       |
| 39104219 | 4          | 20       |
| 39104319 | 4          | 10       |
| 39105006 | 2          | 10       |
| 39105315 | 11         | 14       |
| 39105411 | 8          | 42       |
| 39105515 | 1          | 5        |
| 39105604 | 4          | 9        |
| 39106204 | 4          | 11       |
| 39106204 | 15         | 16       |
| 39106604 | 3          | 10       |
| 39107404 | 7          | 12       |
| 39107404 | 3          | 34       |
| 39107504 | 11         | 10       |
| 39107504 | 10         | 13       |
| 39107801 | 1          | 19       |
| 39108019 | 5          | 10       |
| 39121111 | 7          | 41       |
| 39121111 | 3          | 51       |
| 39122515 | 1          | 9        |
| 39122515 | 10         | 22       |
| 39122515 | 6          | 46       |
| 39128321 | 3          | 16       |
| 39155304 | 10         | 20       |
| 39155604 | 13         | 21       |
| 39156121 | 11         | 44       |
| 39160804 | 5          | 52       |
| 39165911 | 7          | 20       |
| 39167304 | 3          | 1        |
| 39168004 | 9          | 17       |
| 39168304 | 12         | 45       |
| 39169901 | 8          | 5        |
| 39178301 | 3          | 47       |
| 39178924 | 11         | 17       |

## Part Index

**BOXER**  
*EM 100*

| Part No. | Figure No. | Page No. |
|----------|------------|----------|
| 39178924 | 3          | 42       |
| 39179021 | 14         | 3        |
| 39180204 | 2          | 51       |
| 39181304 | 18         | 37       |
| 39181404 | 2          | 52       |
| 39186420 | 5          | 9        |
| 39194004 | 1          | 49       |
| 39194004 | 3          | 52       |
| 39198104 | 15         | 6        |
| 39199404 | 2          | 8        |
| 39213421 | 8          | 13       |
| 39214704 | 10         | 12       |
| 39219908 | 14         | 5        |
| 39220011 | 12         | 5        |
| 39222204 | 8          | 21       |
| 39222204 | 1          | 24       |
| 39224020 | 5          | 29       |
| 39224020 | 5          | 31       |
| 39240320 | 12         | 14       |
| 39240701 | 10         | 17       |
| 39242911 | 6          | 48       |
| 39243015 | 3          | 48       |
| 39244704 | 19         | 30       |
| 39245504 | 19         | 21       |
| 39246904 | 10         | 21       |
| 39247304 | 1          | 21       |
| 39247304 | 14         | 24       |
| 39247304 | 6          | 41       |
| 39247304 | 4          | 47       |
| 39247304 | 9          | 49       |
| 39247404 | 8          | 8        |
| 39247504 | 5          | 41       |
| 39247504 | 8          | 47       |
| 39247604 | 7          | 47       |
| 39247915 | 13         | 45       |
| 39248104 | 3          | 23       |
| 39248104 | 14         | 23       |
| 39248304 | 3          | 24       |
| 39248415 | 13         | 24       |
| 39248415 | 10         | 47       |
| 39256611 | 21         | 30       |
| 39260011 | 3          | 14       |
| 39268020 | 1          | 27       |
| 39268120 | 5          | 27       |

| Part No. | Figure No. | Page No. |
|----------|------------|----------|
| 39270004 | 17         | 21       |
| 39270204 | 3          | 9        |
| 39270204 | 9          | 21       |
| 39270411 | 12         | 8        |
| 39276415 | 14         | 22       |
| 52DM0086 | 9          | 12       |
| 52DU0104 | 1          | 8        |
| 52DU0104 | 6          | 8        |
| 52DU0175 | 2          | 41       |
| 52DU0176 | 8          | 41       |
| 52DZ0046 | 12         | 22       |
| 52DZ0047 | 15         | 22       |
| 59040025 | 1          | 15       |
| 59150005 | 11         | 21       |
| 6201083  | 5          | 46       |
| DD101007 | 2          | 4        |
| DD101062 | 9          | 3        |
| DD101101 | 13         | 10       |
| DD101106 | 7          | 8        |
| DD101254 | 3          | 15       |
| DD101264 | 2          | 15       |
| DD101309 | 1          | 6        |
| DD101318 | 15         | 20       |
| DD101325 | 7          | 13       |
| DD101343 | 13         | 1        |
| DD101347 | 6          | 1        |
| DD101349 | 8          | 1        |
| DD101350 | 7          | 1        |
| DD101366 | 4          | 18       |
| DD101407 | 7          | 3        |
| DD101440 | 7          | 2        |
| DD101475 | 16         | 6        |
| DD101480 | 6          | 14       |
| DD101481 | 15         | 1        |
| DD101492 | 5          | 14       |
| DD101493 | 8          | 14       |
| DD101517 | 2          | 11       |
| DD101521 | 18         | 1        |
| DD111011 | 16         | 20       |
| DD111012 | 17         | 20       |
| DD111018 | 12         | 20       |
| DD111048 | 2          | 20       |
| DD121171 | 11         | 16       |
| DD141227 | 9          | 40       |

## Part Index

**BOXER**  
*EM 100*

| Part No. | Figure No. | Page No. |
|----------|------------|----------|
| DD151008 | 11         | 27       |
| DD151009 | 8          | 27       |
| DD151014 | 16         | 33       |
| DD151015 | 18         | 30       |
| DD161051 | 4          | 24       |
| DD161053 | 15         | 21       |
| DD161078 | 17         | 33       |
| DD181011 | 19         | 37       |
| DD181031 | 2          | 36       |
| DD181034 | 3          | 36       |
| DD181090 | 25         | 37       |
| DD181091 | 24         | 37       |
| DD201009 | 10         | 45       |
| DD201010 | 9          | 45       |
| DD201011 | 4          | 48       |
| DD201017 | 17         | 45       |
| DD201045 | 2          | 45       |
| DD201046 | 11         | 45       |
| DD201047 | 8          | 45       |
| DD201048 | 15         | 45       |
| DD201170 | 11         | 34       |
| DE181031 | 8          | 36       |
| DF101055 | 2          | 2        |
| DF111015 | 1          | 20       |
| DF111020 | 3          | 20       |
| DF111040 | 13         | 20       |
| DF121003 | 3          | 19       |
| DF121023 | 1          | 17       |
| DF121025 | 2          | 17       |
| DF141120 | 3          | 40       |
| DF141129 | 1          | 42       |
| DF141130 | 10         | 42       |
| DF151003 | 2          | 27       |
| DF151005 | 2          | 26       |
| DF151006 | 3          | 26       |
| DF151023 | 28         | 30       |
| DF151023 | 28         | 32       |
| DF161102 | 4          | 23       |
| DF161104 | 5          | 24       |
| DF161168 | 16         | 21       |
| DF161242 | 9          | 24       |
| DF161245 | 10         | 24       |
| DF161248 | 6          | 47       |
| DF161413 | 1          | 23       |

| Part No. | Figure No. | Page No. |
|----------|------------|----------|
| DF161415 | 3          | 41       |
| DF161416 | 4          | 41       |
| DF161425 | 2          | 23       |
| DF181024 | 18         | 21       |
| DF181024 | 2          | 40       |
| DF181024 | 6          | 42       |
| DF181024 | 7          | 43       |
| DF181024 | 9          | 43       |
| DF181052 | 4          | 21       |
| DF181077 | 13         | 36       |
| DF181083 | 16         | 37       |
| DF181085 | 12         | 36       |
| DF181090 | 3          | 21       |
| DF181091 | 17         | 35       |
| DF181092 | 18         | 35       |
| DF181097 | 2          | 47       |
| DF181117 | 1          | 34       |
| DF191020 | 2          | 24       |
| DF191026 | 9          | 34       |
| DF191027 | 12         | 34       |
| DF191066 | 10         | 34       |
| DF201053 | 4          | 34       |
| DF201058 | 16         | 45       |
| DF201138 | 1          | 48       |
| DF221007 | 15         | 34       |
| DF221037 | 27         | 35       |
| DF221054 | 4          | 52       |
| DG101498 | 9          | 9        |
| DG101498 | 12         | 10       |
| DG121002 | 15         | 17       |
| DG151022 | 9          | 25       |
| DG161121 | 4          | 42       |
| DG161124 | 11         | 23       |
| DH101066 | 13         | 5        |
| DH101067 | 15         | 5        |
| DH101195 | 9          | 5        |
| DH101430 | 6          | 4        |
| DH121101 | 13         | 16       |
| DH121102 | 14         | 16       |
| DH121103 | 7          | 17       |
| DH161194 | 16         | 23       |
| DH171019 | 22         | 30       |
| DH171019 | 22         | 32       |
| DJ151018 | 23         | 30       |

## Part Index



| Part No. | Figure No. | Page No. |
|----------|------------|----------|
| DJ201046 | 4          | 45       |
| DJ201051 | 5          | 45       |
| DJ201072 | 4          | 43       |
| DJ201072 | 6          | 43       |
| DL141035 | 7          | 42       |
| DL161017 | 9          | 42       |
| DL161048 | 6          | 23       |
| DL181080 | 1          | 36       |
| DM101098 | 4          | 7        |
| DM101099 | 8          | 7        |
| DM101114 | 12         | 6        |
| DM101139 | 6          | 12       |
| DM101140 | 9          | 13       |
| DM121010 | 12         | 17       |
| DM121014 | 14         | 17       |
| DM141038 | 4          | 38       |
| DM141039 | 5          | 39       |
| DM141040 | 4          | 38       |
| DM141041 | 5          | 39       |
| DM141042 | 4          | 38       |
| DM141043 | 5          | 39       |
| DM151005 | 28         | 32       |
| DM151008 | 4          | 26       |
| DM151009 | 23         | 32       |
| DM151024 | 10         | 26       |
| DM151027 | 14         | 25       |
| DM151027 | 11         | 26       |
| DM151028 | 7          | 25       |
| DM151029 | 4          | 25       |
| DM151029 | 6          | 26       |
| DM151032 | 20         | 30       |
| DM161009 | 6          | 24       |
| DM161120 | 7          | 21       |
| DM161146 | 17         | 23       |
| DM161147 | 18         | 23       |
| DM161152 | 6          | 39       |
| DM161153 | 7          | 39       |
| DM171018 | 11         | 22       |
| DM171027 | 4          | 22       |
| DM181028 | 21         | 37       |
| DM181029 | 22         | 37       |
| DM181030 | 23         | 37       |
| DM181036 | 7          | 36       |
| DM181038 | 15         | 36       |

| Part No. | Figure No. | Page No. |
|----------|------------|----------|
| DM181039 | 14         | 36       |
| DM191002 | 10         | 44       |
| DM191005 | 9          | 44       |
| DM191010 | 3          | 33       |
| DM191014 | 13         | 34       |
| DM191015 | 24         | 35       |
| DM191016 | 5          | 33       |
| DM191017 | 6          | 44       |
| DM201022 | 1          | 45       |
| DM201027 | 2          | 46       |
| DM201028 | 1          | 46       |
| DM201029 | 3          | 46       |
| DM201030 | 4          | 46       |
| DM201032 | 5          | 49       |
| DM201033 | 5          | 49       |
| DM211018 | 1          | 51       |
| DM211021 | 1          | 51       |
| DM221001 | 8          | 17       |
| DM221008 | 12         | 21       |
| DM221013 | 1          | 50       |
| DM71011G | 1          | 38       |
| DM71012V | 1          | 38       |
| DM710622 | 1          | 38       |
| DM73011G | 2          | 38       |
| DM73012V | 2          | 38       |
| DM73021G | 3          | 38       |
| DM73022V | 3          | 38       |
| DM730722 | 2          | 38       |
| DM730822 | 3          | 38       |
| DP101155 | 13         | 6        |
| DP101168 | 14         | 6        |
| DP101340 | 7          | 7        |
| DP101452 | 8          | 9        |
| DP151027 | 10         | 29       |
| DP151028 | 2          | 29       |
| DP161144 | 1          | 47       |
| DP161145 | 5          | 47       |
| DS151009 | 10         | 25       |
| DS151010 | 11         | 25       |
| DS151046 | 8          | 25       |
| DS151047 | 13         | 25       |
| DS151047 | 10         | 26       |
| DS151048 | 5          | 25       |
| DS151048 | 7          | 26       |

## Part Index



| Part No. | Figure No. | Page No. |
|----------|------------|----------|
| DS151049 | 6          | 25       |
| DS151049 | 8          | 26       |
| DS151052 | 9          | 26       |
| DS151053 | 12         | 25       |
| DU101005 | 3          | 5        |
| DU101010 | 11         | 5        |
| DU101011 | 6          | 6        |
| DU101038 | 12         | 15       |
| DU101041 | 7          | 5        |
| DU101045 | 15         | 15       |
| DU101050 | 4          | 15       |
| DU101056 | 4          | 3        |
| DU101057 | 2          | 16       |
| DU101058 | 17         | 1        |
| DU101066 | 12         | 3        |
| DU101067 | 13         | 3        |
| DU101074 | 4          | 8        |
| DU101075 | 12         | 9        |
| DU101080 | 7          | 6        |
| DU101081 | 3          | 7        |
| DU101083 | 9          | 7        |
| DU101085 | 13         | 9        |
| DU101109 | 4          | 14       |
| DU101113 | 13         | 8        |
| DU101185 | 9          | 8        |
| DU101188 | 8          | 39       |
| DU101190 | 3          | 2        |
| DU101191 | 1          | 2        |
| DU101196 | 3          | 18       |
| DU101206 | 2          | 18       |
| DU101208 | 9          | 1        |
| DU101213 | 11         | 6        |
| DU101218 | 3          | 4        |
| DU101220 | 14         | 9        |
| DU101223 | 10         | 9        |
| DU101225 | 3          | 3        |
| DU101228 | 11         | 1        |
| DU101228 | 9          | 16       |
| DU121005 | 1          | 11       |
| DU121008 | 4          | 17       |
| DU121009 | 1          | 16       |
| DU121017 | 12         | 16       |
| DU121028 | 10         | 16       |
| DU141041 | 1          | 40       |

| Part No. | Figure No. | Page No. |
|----------|------------|----------|
| DU141228 | 4          | 40       |
| DU151005 | 6          | 27       |
| DU151009 | 11         | 31       |
| DU151018 | 5          | 26       |
| DU151025 | 2          | 25       |
| DU151025 | 2          | 26       |
| DU151026 | 3          | 25       |
| DU151026 | 3          | 26       |
| DU151027 | 23         | 32       |
| DU151031 | 9          | 27       |
| DU161032 | 9          | 23       |
| DU161093 | 14         | 21       |
| DU161094 | 14         | 21       |
| DU161102 | 5          | 42       |
| DU161146 | 12         | 23       |
| DU161147 | 13         | 23       |
| DU191013 | 7          | 44       |
| DU191030 | 3          | 33       |
| DU191031 | 25         | 35       |
| DU191033 | 5          | 34       |
| DU191033 | 26         | 35       |
| DU191035 | 6          | 34       |
| DU191041 | 1          | 44       |
| DU201029 | 6          | 45       |
| DU201057 | 3          | 45       |
| DU201060 | 7          | 45       |
| DU201062 | 11         | 20       |
| DU201063 | 8          | 49       |
| DX101035 | 14         | 14       |
| DX101045 | 2          | 6        |
| DX101046 | 10         | 6        |
| DX101047 | 5          | 5        |
| DX101048 | 3          | 6        |
| DX101049 | 5          | 6        |
| DX101050 | 9          | 6        |
| DX101051 | 8          | 6        |
| DX101052 | 12         | 6        |
| DX101053 | 10         | 5        |
| DX101054 | 1          | 14       |
| DX101055 | 15         | 14       |
| DX101075 | 5          | 3        |
| DX111005 | 18         | 20       |
| DX151081 | 29         | 30       |
| DX151081 | 29         | 32       |

Part Index



| Part No. | Figure No. | Page No. |
|----------|------------|----------|
| DX161056 | 15         | 23       |
| DZ101034 | 14         | 10       |
| DZ101046 | 2          | 13       |
| DZ101047 | 1          | 13       |
| DZ111002 | 8          | 20       |
| DZ151012 | 12         | 27       |
| DZ151027 | 14         | 27       |
| DZ191014 | 7          | 44       |
| DZ191019 | 8          | 44       |
| DZ221003 | 1          | 52       |
| FA101334 | 6          | 5        |
| FD181012 | 9          | 36       |
| FD181019 | 19         | 35       |
| FD181020 | 20         | 35       |
| FD181030 | 2          | 34       |
| FD181031 | 16         | 35       |
| JA131606 | 24         | 28       |
| JW401600 | 2          | 49       |
| LAD00026 | 8          | 3        |

Part Index



| Part No. | Figure No. | Page No. |
|----------|------------|----------|
|----------|------------|----------|

| Part No. | Figure No. | Page No. |
|----------|------------|----------|
|----------|------------|----------|